



Craig Haubrich

Coordinator of Basketball Operations * First Year * Arizona, 2002

The most recent addition to the Arizona staff is coordinator of basketball operations Craig Haubrich, who joined the program in July.

Haubrich's responsibilities include coordination of all team travels and program events, maintenance of the program master calendar, production of a quarterly booster newsletter and preparation of program expense reports and annual operation budget. He will also supervise the team managers and be the program's liaison with support

staff, boosters, season ticket holders and alumni.

During the 2001-02 school year, Haubrich was a student intern with the UA athletics event management office, where he directed event operations for baseball and assisted in operations for football, volleyball, gymnastics and men's and women's basketball. Over the same time frame, Haubrich was also the director of Safe Ride, a program which provides UA students with safe rides around campus after hours.

An internship with the UA athletics medical services staff gave Haubrich the opportunity to work with the Wildcat women's basketball

team as a student athletic trainer during the 2000-01 season.

Haubrich's other experience includes performing as a marketing assistant for Lane Affiliated Companies in Tucson during 2001 and acting as executive director of the university's annual carnival, the Spring Fling, from 1999-2000.

A graduate of the University of Arizona, Haubrich earned his degree in business administration, with a dual major of marketing and business management, in May of 2002. His extracurricular activities included membership in the Phi Kappa Tau Fraternity and acting as a campus tour guide.



Support Staff

Sylvia Carver



Secretary

Anna Ferguson



Athletic
Trainer

Preston Greene



Strength &
Conditioning

Julius Holt



Academic
Counselor

Barbara Bouldin




Equipment
Manager

Mindy Claggett



Media
Relations

Alexis Johansen



Team
Manager
(Fourth Year)

Nathan Luckow



Team
Manager
(Third Year)

Courtney Peters



Team
Manager
(Second Year)

Kate Deiters



Team
Manager
(First Year)

Michael Perkins



Team
Manager
(First Year)

Chenin Rogers



Team
Manager
(First Year)



2001-02 Season Review



2001-02 Season Review

There are no two ways about it -- the 2001-02 season was a rough one for the University of Arizona women's basketball team. The difficulties actually started that August, when anticipated starter Veranda James left the program for personal reasons.

Then the Wildcats found out that their star recruit Shawntinice Polk, a high school All-American, didn't meet academic requirements, wouldn't be on campus until January and even then wouldn't be eligible to play until the 2002-03 season. To compound the problem, sophomore guard Jenn Chesney went down with an ACL tear in September, and freshman guard Katrina Lindner, another potential starter, tore an ACL in October.

So, the Wildcats entered yet another season short-handed. Most of the year, they had 10 active players, but more than once during the season, they found themselves down to only eight. Of those 10 active players, only four had played more than one season of collegiate basketball prior to 2001-02.

The youth and general inexperience of the squad shown through, as Arizona played to a 14-14 overall mark, the team's worst record since the 1994-95 team went 11-19. A positive was that the Cats were 10-8 in Pac-10 play, a one-game improvement over the 2001 team's 9-9 finish, but last year's 10-8 mark was good enough only for a tie with Oregon for sixth place in the final conference standings.

By virtue of tie-breakers, Arizona earned the No. 6 seed in the inaugural State Farm Pac-10 Women's Basketball Tourna-

ment. However, the UA was pitted against No. 3 seed and eventual tournament champion Arizona State in the first round, and the Cats found their season over much earlier than they'd hoped it would be. It also ended Arizona's six-year string of consecutive post-season appearances.

ABOUT THE SEASON: The 2001-02 season looked promising enough from the outset, as the Cats ripped off three straight victories in the first six days of the season over Pepperdine, defending WNIT champion Ohio State and defending NCAA champion Notre Dame. After a loss at New Mexico in their first road game of the season on Nov. 27, things went from bad to worse.

Losing sophomore guard Candice Allen to a grade-three concussion during the first contest, the Cats dropped back-to-back games in their own Arizona Basketball Classic for the first time in the history of the tournament. A win at Rice on Dec. 8 ended what had become a nine-game road losing skid for the Cats, but they followed that up with a devastating loss at Stephen F. Austin a week later.

After being thoroughly beaten by then-No. 6 Stanford at home during the Pac-10 opener on Dec. 19, Arizona recovered to edge California just before Christmas break. Losses at Arizona State (Dec. 30), Oregon (Jan. 4) and Oregon State (Jan. 6) had the Wildcats in a true tailspin and sitting at 5-8 overall. Candice Allen, who had missed seven games with her concussion, returned

to action at Oregon State but wasn't able to play enough minutes in that contest to truly make a difference.

Allen had a major impact the following weekend, though. During a sweep of the Washington schools at home, she averaged 21 points and 4.5 rebounds per game and exploded for a career-high 25 points on Jan. 12 while leading the Cats



to a win over Washington. Unfortunately, the advent of the Pac-10 Tournament forced the Cats to play their final non-conference game against traditional powerhouse UC Santa Barbara just two days after the Washington schools, and the Wildcats suffered for it, dropping a game to the Gauchos for the first time since 1990.

A sweep at USC (Jan. 17) and UCLA (Jan. 19) the following weekend more than made up for that loss, however, as Arizona won its first conference road games in more than a year and swept the L.A. schools on the road for the first time since 1998. The Cats' four-game road swing continued with a loss at then-No. 3 Stanford on Jan. 24 and a win at California two days later. Arizona returned home to split with Oregon State (88-85 overtime loss) on Jan. 31 and Oregon (84-68 win) on Feb. 2. They followed that with a split at Washington (77-73 loss) and Washington State (106-60 win) during the second weekend in February.

Arizona wrapped up regular-season play with a trio of home games that included a win over UCLA on Feb. 14, a loss to USC on Feb. 16, and a victory over Arizona State on Feb. 23. Barely a week later, the Cats found themselves facing their rival ASU again in the first round of the inaugural Pac-10 Tournament in Eugene, Oregon. Arizona held 10-point lead at halftime of that game on Mar. 2, but the Cats just couldn't contain an ASU team that would eventually advance to win the tournament.

INDIVIDUALLY IN 2001-02: Averaging 16.1 points per game, senior forward Elizabeth Pickney lead the Wildcats in scoring.



The Cats celebrate at mid-court after upsetting defending national champion Notre Dame with a buzzer-beater shot.

Freshman guard Dee-Dee Wheeler was second in scoring, averaging 12.3 ppg, followed closely by sophomore guards Aimee Grzyb (10.8 ppg) and Candice Allen (10.0 ppg).

Senior center LaKeisha Taylor was fifth on the scoring chart, with 9.6 ppg, trailed by junior wing Krista Warren's 8.2 ppg. Fellow junior Julie Brase averaged 5.6 ppg, and freshman guard Robin Roberson registered 4.8 points per game.

Krista Warren was Arizona's top rebounder, with a career-best season average of 8.1 rpg. Pickney was a close second, averaging 8.0 rpg, followed by LaKeisha Taylor's 5.7 rpg and Dee-Dee Wheeler's 3.4 rpg.

ARIZONA IN THE PAC-10: As a team, Arizona finished the year as the Pac-10 leader in free throw percentage (.740) and was second in scoring offense (74.1 ppg), three-point field goal percentage (.366) and defensive rebounds (25.07 drpg).

Individually, Krista Warren was fifth in the conference in rebounding (8.1 rpg), Candice Allen was fifth in steals (2.10 spg) and Dee-Dee Wheeler was fifth in three-point percentage (.404). Elizabeth Pickney was fourth in blocked shots (1.21 bpg), fourth in free throw percentage (.834) and sixth in rebounding (8.0 rpg).



Arizona had four players among the top 20 in the conference in scoring. Pickney was seventh (16.1 ppg), Wheeler was 13th (12.2 ppg), Aimee Grzyb was 17th (10.8 ppg), and Candice Allen was 19th (10.0 ppg).

TOUGH SCHEDULE:

Thirteen of Arizona's 18 opponents last year earned post-season bids. Seven teams -- Arizona State, UC Santa Barbara, New Mexico, Notre Dame, Pepperdine, Stanford and Stephen F. Austin -

were in the NCAA tournament. The others -- Holy Cross, Oregon, Oregon State, Rice, USC and Washington -- were all in the WNIT. Oregon was the most successful, winning its second WNIT championship at the end of March. Stanford was the only UA opponent that made it past the second round of the NCAA tournament, but the Cardinal were knocked off in the Sweet Sixteen.

CATS EARN PAC-10 HONORS: Wildcat guard Dee-Dee Wheeler was named the Pac-10 Freshman of the Year last season, and senior forward Elizabeth Pickney earned first team All-Pac-10 honors for the second straight year. Junior wing Krista Warren was an honorable mention Academic All-Pac-10 selection.

FREE-WHEELIN': Freshman guard Dee-Dee Wheeler was a phenomenal rookie for the Wildcats last season. She became the first UA rookie to be named Pac-10 Freshman of the Year since former Wildcat Adia Barnes earned that honor in 1995. Wheeler finished the season as the top-scoring freshman in the Pac-10 and was among the conference leaders in five different statistical categories.

Wheeler reached double digits in scoring in 19 games during the year. That's the highest number of double-digit scoring performances for any Wildcat freshman since teammate Elizabeth Pickney tallied 19 as a rookie during the 1998-99 season.

LOVE THOSE TV GAMES: Arizona garnered a perfect 6-0 record in televised



Posts Elizabeth Pickney (45) and LaKeisha Taylor (50) dominated the boards for the Cats in 2002.

games last year. During those contests, the Cats averaged 84.5 points per game, outscored their opponents by an average of 16.3 ppg and shot 46.5 percent from the floor, 38.1 percent from three-point range and 82.8 percent from the free throw line.

NEWS FROM BEYOND THE ARC: During Pac-10 play in 2002, the Wildcats set a new school record for the most three-point field goals made in league action. The squad amassed 102 three-pointers in conference action, breaking the previous mark of 95 made by the 1995-96 team.

The Wildcats also fell just one 3-pointer shy of the school single-season record. They made 161 three-pointers last season, and the record is 162, set by the 1999-2000 squad.

HALFTIME TELLS IT ALL: Last season, Arizona was 11-3 when leading at halftime, but the Cats went 2-10 when they trailed at the break. They went 1-1 in games that were tied at halftime.

MUSICAL LINEUPS: Although she had only 10 active players available all season, Wildcat head coach Joan Bonvicini used nine different starting lineups in 2002. The lineup that appeared most frequently was Krista Warren, Elizabeth Pickney, Dee-Dee Wheeler, Aimee Grzyb and Julie Brase, used in 10 games with a 6-4 mark. The most successful lineup, with a 3-1 record, was Warren, Pickney, Grzyb, Brase and LaKeisha Taylor.

2001-02 Individual Statistics



2001-02 Season Statistics - Overall

Player	GP	GS	TOTAL			3-PTS			REBOUNDS				PF	FO	A	TO	Blk	Stl	Pts	Avg					
			Min	Avg	FG	FGA	Pct	3FG	FGA	Pct	FT	FTA									Pct	Off	Def	Tot	Avg
Pickney, Elizabeth	28	28	899	32.1	150	325	.462	5	16	.313	146	175	.834	84	139	223	8.0	60	0	27	76	34	18	451	16.1
Wheeler, Dee-Dee	28	24	799	28.5	126	275	.458	40	99	.404	51	69	.739	29	65	94	3.4	74	3	93	99	8	57	343	12.3
Grzyb, Aimee	28	25	866	30.9	103	253	.407	49	136	.360	47	62	.758	21	37	58	2.1	60	3	85	87	1	26	302	10.8
Allen, Candice	21	4	535	25.5	76	177	.429	15	42	.357	44	67	.657	16	52	68	3.2	35	1	51	37	11	44	211	10.0
Taylor, LaKeisha	27	15	609	22.6	89	185	.481	0	0	.000	81	106	.764	60	93	153	5.7	73	4	30	74	10	24	259	9.6
Warren, Krista	24	22	710	29.6	75	162	.463	2	7	.286	44	67	.657	71	124	195	8.1	59	0	39	71	9	21	196	8.2
Brase, Julie	27	21	743	27.5	52	165	.315	32	91	.352	14	27	.519	15	59	74	2.7	47	1	70	56	7	26	150	5.6
Roberson, Robin	26	1	324	12.5	47	125	.376	18	48	.375	12	18	.667	13	42	55	2.1	34	0	21	34	3	20	124	4.8
Adefeso, Danielle	23	0	110	4.8	15	28	.536	0	0	.000	6	10	.600	12	21	33	1.4	21	0	1	9	2	1	36	1.6
Tibbetts, Michelle	8	0	30	3.8	2	5	.400	0	1	.000	0	0	.000	0	2	2	0.3	1	0	0	2	0	0	4	0.5
TEAM.....														68	68	136	4.9	0		10					
Total.....	28				735	1700	.432	161	440	.366	445	601	.740	389	702	1091	39.0	464	12	417	555	85	237	2076	74.1
Opponents.....	28				759	1854	.409	162	469	.345	343	472	.727	461	656	1117	39.9	542	-	453	523	59	243	2023	72.2

SCORE BY PERIODS:	1st	2nd	OT	Total	DEADBALL REBOUNDS:	OFF	DEF	TOTAL
Arizona	972	1096	8	2076	Arizona	66	9	75
Opponents	938	1074	11	2023	Opponents	52	10	62

2001-02 Season Statistics - Pac-10 Games Only

Player	GP	GS	TOTAL			3-PTS			REBOUNDS				PF	FO	A	TO	Blk	Stl	Pts	Avg					
			Min	Avg	FG	FGA	Pct	3FG	FGA	Pct	FT	FTA									Pct	Off	Def	Tot	Avg
Pickney, Elizabeth	18	18	570	31.7	93	207	.449	4	11	.364	88	105	.838	52	97	149	8.3	39	0	17	43	16	12	278	15.4
Wheeler, Dee-Dee	18	17	488	27.1	84	166	.506	27	54	.500	31	47	.660	20	33	53	2.9	41	1	59	67	5	33	226	12.6
Grzyb, Aimee	18	18	591	32.8	72	168	.429	32	88	.364	23	30	.767	12	26	38	2.1	31	1	65	58	1	17	199	11.1
Allen, Candice	14	2	367	26.2	46	114	.404	8	22	.364	35	52	.673	11	39	50	3.6	19	0	38	27	9	24	135	9.6
Warren, Krista	14	13	426	30.4	52	107	.486	1	5	.200	28	45	.622	47	75	122	8.7	32	0	20	43	6	12	133	9.5
Taylor, LaKeisha	17	7	365	21.5	57	114	.500	0	0	.000	39	53	.736	29	69	98	5.8	44	3	18	41	7	10	153	9.0
Brase, Julie	18	14	497	27.6	33	100	.330	19	53	.358	10	18	.556	7	43	50	2.8	26	0	43	38	2	18	95	5.3
Roberson, Robin	17	1	216	12.7	32	88	.364	11	33	.333	8	14	.571	12	27	39	2.3	22	0	14	17	1	11	83	4.9
Adefeso, Danielle	15	0	85	5.7	12	22	.545	0	0	.000	6	10	.600	10	18	28	1.9	17	0	1	7	2	0	30	2.0
Tibbetts, Michelle	5	0	20	4.0	1	3	.333	0	1	.000	0	0	.000	0	0	0	0.0	1	0	0	1	0	0	2	0.4
TEAM.....														51	47	98	5.4	0		8					
Total.....	18				482	1089	.443	102	267	.382	268	374	.717	251	474	725	40.3	272	5	275	350	49	137	1334	74.1
Opponents.....	18				500	1220	.410	106	307	.345	162	239	.678	292	416	708	39.3	351	-	297	323	39	147	1268	70.4

SCORE BY PERIODS:	1st	2nd	OT	Total	DEADBALL REBOUNDS:	OFF	DEF	TOTAL
Arizona	603	723	8	1334	Arizona	38	4	42
Opponents	594	663	11	1268	Opponents	27	8	35

2001-02 Season Results

RECORD:	OVERALL	HOME	AWAY	NEUTRAL
ALL GAMES	14-14	9-6	5-7	0-1
CONFERENCE	10-8	6-3	4-5	0-0
NON-CONFERENCE	4-6	3-3	1-2	0-1

DATE	TIME	OPPONENT	SCORE	ATTEND	HIGH POINTS	HIGH REBOUNDS
11/18/01	2 p.m.	PEPPERDINE	W 81-77	1621	(18)Brase,Julie	(11)Warren,Krista
11/21/01	8 p.m.	OHIO STATE	W 90-76	2679	(24)Pickney,Elizabeth	(10)Taylor,LaKeisha
11/24/01	5 p.m.	#15 NOTRE DAME	W 72-70	3335	(27)Pickney,Elizabeth	(8)Pickney,Elizabeth
11/27/01	7 p.m.	at New Mexico	67-75 L	7167	(17)Pickney,Elizabeth	(8)Pickney,Elizabeth
11/30/01	8 p.m.	HOLY CROSS \$	74-83 L	2150	(17)Grzyb,Aimee (17)Taylor,LaKeisha	(7)Pickney,Elizabeth (7)Taylor,LaKeisha
12/2/01	1 p.m.	PITTSBURGH \$	80-81 L	1698	(20)Wheeler,Dee-Dee (20)Roberson,Robin	(10)Pickney,Elizabeth
12/8/01	7 p.m. CST	at Rice	W 74-65	1034	(22)Pickney,Elizabeth	(8)Taylor,LaKeisha
12/16/01	1:30 p.m. CST	at Stephen F. Austin	66-68 L	1096	(23)Taylor,LaKeisha	(18)Warren,Krista
12/19/01	7 p.m.	#6 STANFORD *	57-81 L	2137	(13)Pickney,Elizabeth	(13)Pickney,Elizabeth
12/21/01	7 p.m.	CALIFORNIA *	W 66-61	1701	(21)Pickney,Elizabeth	(15)Warren,Krista
12/30/01	2 p.m.	at Arizona State *	64-87 L	2076	(17)Wheeler,Dee-Dee	(9)Pickney,Elizabeth
1/4/02	7 p.m. PST	at Oregon *	53-72 L	4767	(12)Pickney,Elizabeth	(7)Pickney,Elizabeth (7)Warren,Krista
1/6/02	2 p.m. PST	at Oregon State *	56-71 L	1307	(15)Grzyb,Aimee	(11)Warren,Krista
1/10/02	7 p.m.	WASHINGTON STATE *	W 107-57	1215	(21)Warren,Krista	(12)Warren,Krista
1/12/02	2 p.m.	WASHINGTON *	W 83-69	2754	(25)Allen,Candice	(11)Warren,Krista
1/14/02	7 p.m.	UC SANTA BARBARA	80-94 L	1832	(17)Brase,Julie	(9)Pickney,Elizabeth
1/17/02	7 p.m. PST	at Southern California *	W 78-74	561	(15)Grzyb,Aimee (15)Taylor,LaKeisha	(11)Pickney,Elizabeth
1/19/02	4 p.m. PST	at UCLA *	W 71-60	2138	(19)Grzyb,Aimee	(10)Warren,Krista
1/24/02	7 p.m. PST	at #3 Stanford *	62-76 L	2815	(24)Pickney,Elizabeth	(9)Pickney,Elizabeth
1/26/02	7 p.m. PST	at California *	W 76-68	1139	(19)Taylor,LaKeisha	(14)Pickney,Elizabeth
1/31/02	7 p.m.	OREGON STATE *	85-88 L OT	1610	(24)Pickney,Elizabeth	(13)Taylor,LaKeisha
2/2/02	4 p.m.	OREGON *	W 84-68	3510	(19)Pickney,Elizabeth	(8)Grzyb,Aimee
2/7/02	7 p.m. PST	at Washington *	73-77 L	2988	(22)Pickney,Elizabeth	(17)Taylor,LaKeisha
2/9/02	1 p.m. PST	at Washington State *	W 106-60	480	(21)Pickney,Elizabeth	(8)Adefeso,Danielle
2/14/02	7 p.m.	UCLA *	W 77-62	1919	(19)Pickney,Elizabeth	(9)Pickney,Elizabeth
2/16/02	2 p.m.	SOUTHERN CALIFORNIA *	64-71 L	1610	(21)Wheeler,Dee-Dee	(7)Warren,Krista
2/23/02	2 p.m.	ARIZONA STATE *	W 72-66	2720	(16)Grzyb,Aimee	(13)Warren,Krista
3/2/02	2:15 pm PST	vs. Arizona State %	58-66 L	5407	(19)Allen, Candice	(7)Pickney,Elizabeth (7)Allen, Candice

* - Pac-10 Conference Game

\$ - Arizona Basketball Classic (Tucson, Arizona)

% - Pac-10 Conference Tournament (Eugene, Oregon)

ATTENDANCE SUMMARY	GAMES	TOTALS	AVG/GAME
HOME	15	32,491	2166
AWAY	12	27,568	2297
NEUTRAL	1	5407	5407
TOTAL	28	65,466	2338

2001-02 Game-by-Game Statistics

Date	Game	FG	FGA	Pct.	3FG	3FGA	Pct.	FT	FTA	Pct.	OR	DR	Tot.	PF	A	TO	BL	ST	1st	2nd	OT	TOT
11/18/01	at Arizona Pepperdine	26 29	66 59	.394 .492	10 7	26 17	.385 .412	19 12	23 20	.826 .600	20 15	22 19	39 37	18 21	19 17	22 24	3 2	13 14	49 32	32 45	-- --	81 77
11/21/01	at Arizona Ohio State	33 25	67 61	.493 .410	5 5	12 18	.417 .278	19 21	23 23	.826 .913	21 23	13 15	34 38	15 18	19 10	19 27	2 2	13 10	47 34	43 42	-- --	90 76
11/24/01	at Arizona Notre Dame	22 22	65 51	.338 .431	8 7	26 13	.308 .538	20 19	20 24	1.000 .792	12 13	18 28	30 41	21 18	16 15	12 21	3 3	9 4	35 35	37 35	-- --	72 70
11/27/01	Arizona at New Mexico	22 23	60 68	.367 .338	4 3	10 19	.400 .158	19 26	24 31	.792 .839	10 23	25 29	35 52	21 21	14 17	20 19	5 6	12 10	32 24	35 51	-- --	67 75
11/30/01	at Arizona Holy Cross	26 29	61 59	.426 .492	8 4	26 13	.308 .308	14 21	23 30	.609 .700	12 13	19 28	31 41	24 23	18 17	19 18	2 1	6 8	29 38	45 45	-- --	74 83
12/2/01	at Arizona Pittsburgh	30 31	61 61	.492 .425	5 10	14 25	.357 .400	15 9	21 13	.714 .692	14 22	22 20	36 42	16 20	12 19	31 31	6 0	19 11	38 38	42 43	-- --	80 81
12/8/01	Arizona at Rice	22 22	47 63	.468 .349	3 7	6 17	.500 .412	27 14	34 19	.794 .737	9 16	28 18	37 34	18 21	9 15	20 16	5 2	8 9	31 32	43 33	-- --	74 65
12/16/01	Arizona at S.F. Austin	27 24	62 74	.435 .324	3 8	16 19	.231 .421	9 12	12 15	.750 .800	15 14	38 23	53 37	15 13	12 18	30 15	2 1	5 15	31 42	35 26	-- --	66 68
12/19/01	at Arizona Stanford	21 31	58 69	.362 .449	7 11	25 18	.280 .611	8 8	16 10	.500 .800	14 12	27 28	41 40	11 17	13 20	23 14	1 2	7 7	25 35	32 46	-- --	57 81
12/21/01	at Arizona California	26 23	59 55	.441 .418	5 3	10 12	.500 .250	9 12	13 18	.692 .667	15 7	29 21	44 28	16 19	15 21	25 18	4 1	7 16	36 27	30 34	-- --	66 61
12/30/01	Arizona at Arizona State	22 29	63 55	.349 .527	1 6	9 11	.111 .545	19 23	25 29	.760 .793	14 9	21 31	35 40	24 22	10 21	24 21	3 3	10 11	30 41	34 46	-- --	64 87
1/4/02	Arizona at Oregon	18 30	56 57	.321 .526	3 5	13 15	.231 .333	14 7	18 13	.778 .538	10 9	22 28	32 37	16 16	11 14	16 18	1 4	6 7	20 34	33 38	-- --	53 72
1/6/02	Arizona at Oregon State	18 28	54 62	.333 .452	6 7	17 18	.353 .389	14 8	18 11	.778 .727	13 10	27 25	40 35	12 18	8 26	22 14	1 3	3 11	30 35	26 36	-- --	56 71
1/10/02	at Arizona Washington St.	41 24	76 77	.539 .312	10 2	25 15	.400 .133	15 7	18 13	.833 .538	16 23	34 22	50 45	13 16	25 11	13 19	5 1	12 5	46 30	61 27	-- --	107 57
1/12/02	at Arizona Washington	31 27	56 78	.554 .346	8 5	21 21	.381 .238	13 10	14 14	.929 .714	8 22	31 17	39 39	16 17	20 14	29 21	7 2	10 11	33 34	50 35	-- --	83 69
1/14/02	at Arizona UCSB	26 35	70 63	.371 .556	12 4	32 11	.375 .364	16 20	21 23	.762 .870	12 8	21 33	33 41	18 16	17 18	17 20	5 3	8 8	41 43	39 51	-- --	80 94
1/17/02	Arizona at USC	30 32	58 74	.517 .432	3 5	5 16	.600 .313	15 5	22 7	.682 .714	15 15	27 18	42 33	13 17	13 16	24 18	1 2	12 11	36 29	42 45	-- --	78 74
1/19/02	Arizona at UCLA	26 25	60 69	.433 .362	7 6	15 14	.467 .429	12 4	17 6	.706 .667	18 19	27 21	45 40	13 18	16 18	22 20	1 3	9 9	33 28	38 32	-- --	71 60
1/24/02	Arizona at Stanford	24 29	62 58	.387 .500	5 7	16 12	.313 .583	9 11	15 12	.600 .917	14 9	20 27	34 36	18 15	15 18	18 20	2 5	5 6	26 40	36 36	-- --	62 76
1/26/02	Arizona at California	29 27	56 71	.518 .380	6 9	13 27	.462 .333	12 5	17 9	.706 .556	15 20	26 15	41 35	14 20	15 21	19 16	3 0	7 8	32 25	44 43	-- --	76 68
1/31/02	at Arizona Oregon State	32 35	64 83	.500 .422	4 6	11 18	.364 .333	17 12	26 15	.654 .800	12 26	24 26	36 52	15 22	17 15	11 10	3 2	3 3	39 34	38 43	8 11	88 85
2/2/02	at Arizona Oregon	22 28	61 77	.361 .364	7 7	17 25	.412 .280	33 5	43 13	.767 .385	19 25	28 25	47 50	14 28	9 14	19 25	2 1	11 8	34 25	50 43	-- --	84 68
2/7/02	Arizona at Washington	24 28	62 66	.387 .424	6 6	14 20	.429 .300	19 15	26 22	.731 .682	15 16	27 25	42 41	21 23	18 21	18 16	2 3	8 6	28 39	45 38	-- --	73 77
2/9/02	Arizona at Wash. St.	40 24	68 69	.588 .348	5 5	12 19	.417 .263	21 7	25 13	.840 .538	12 17	31 19	43 36	14 19	25 10	12 19	3 0	6 3	51 28	55 32	-- --	106 60
2/14/02	at Arizona UCLA	27 23	57 73	.474 .315	10 8	20 22	.500 .364	13 8	22 12	.591 .667	11 21	30 34	41 45	14 22	18 11	19 15	4 0	4 8	41 33	36 29	-- --	77 62
2/16/02	at Arizona USC	24 29	60 60	.400 .483	5 3	15 7	.333 .429	11 10	19 13	.579 .769	14 14	19 26	33 40	14 19	11 14	18 21	3 5	11 9	23 44	41 27	-- --	64 71
2/23/02	at Arizona Arizona State	27 28	59 67	.458 .418	4 5	9 17	.444 .394	14 5	20 9	.700 .556	17 18	24 18	41 36	14 23	16 12	18 18	3 2	7 8	40 33	32 33	-- --	72 66
3/2/02	Arizona vs. Arizona St.	19 19	52 63	.365 .302	1 1	8 10	.125 .100	19 27	26 35	.731 .771	13 22	25 24	38 46	26 20	6 10	15 9	3 0	7 7	36 26	22 40	-- --	58 66

2001-02 Individual Points-Rebounds-Assists

Opponent	Date	Score	W/L	4	11	13	20	24	31	35	44	45	50
				ALLEN	WHEEL	GRZBY	BRASE	TIBBET	ROBER	WARREN	ADEFESO	PICKNEY	TAYLOR
PEPPERDINE	11/18/01	81-77	W	10-3-3	15-1-2	<u>10-6-3</u>	<u>18-4-7</u>	DNP	2-0-0	<u>9-11-3</u>	2-2-0	<u>12-6-1</u>	<u>3-2-0</u>
OHIO STATE	11/21/01	90-76	W	18-0-2	9-3-5	<u>8-1-3</u>	<u>0-1-2</u>	0-1-0	0-0-1	<u>15-9-1</u>	0-0-0	<u>24-7-2</u>	<u>16-10-3</u>
NOTRE DAME	11/24/01	72-70	W	8-4-3	18-4-2	<u>2-0-1</u>	<u>9-2-5</u>	DNP	0-1-0	<u>6-7-2</u>	DNP	<u>27-8-1</u>	<u>2-1-2</u>
at New Mexico	11/27/01	67-75	L	7-0-2	<u>10-6-2</u>	3-1-0	<u>3-2-5</u>	DNP	8-4-1	<u>6-5-0</u>	DNP	<u>17-8-2</u>	<u>11-5-2</u>
HOLY CROSS	11/30/01	74-83	L	<u>2-3-3</u>	<u>11-2-2</u>	17-1-6	<u>4-1-2</u>	DNP	3-4-0	<u>6-4-3</u>	DNP	<u>14-7-1</u>	17-7-1
PITTSBURGH	12/2/01	80-81	L	DNP-inj	<u>20-6-3</u>	10-2-1	<u>1-2-1</u>	DNP	20-3-2	<u>6-4-3</u>	0-0-0	<u>15-10-2</u>	<u>8-4-0</u>
at Rice	12/8/01	74-65	W	DNP-inj	<u>16-5-7</u>	15-1-1	DNP-inj	0-1-0	5-1-1	<u>4-6-0</u>	0-1-0	<u>22-6-0</u>	<u>12-8-0</u>
at S.F. Austin	12/16/01	66-68	L	DNP-inj	<u>10-6-3</u>	<u>7-1-1</u>	2-6-3	2-0-0	0-3-2	<u>6-18-1</u>	0-1-0	<u>16-6-0</u>	<u>23-9-2</u>
STANFORD	12/19/01	57-81	L	DNP-inj	<u>8-2-3</u>	<u>10-2-5</u>	2-0-0	DNP	8-5-1	<u>4-6-2</u>	0-0-0	<u>13-13-1</u>	<u>12-7-1</u>
CALIFORNIA	12/21/01	66-61	W	DNP-inj	<u>12-3-4</u>	<u>7-1-5</u>	0-2-0	DNP	11-6-2	<u>9-15-2</u>	2-0-0	<u>21-11-2</u>	<u>4-1-0</u>
at Arizona State	12/30/01	64-87	L	DNP-inj	<u>17-5-5</u>	<u>9-1-1</u>	<u>0-1-3</u>	0-0-0	0-1-1	<u>14-5-0</u>	2-3-0	<u>13-9-0</u>	9-3-0
at Oregon	1/4/02	53-72	L	DNP-inj	<u>11-3-1</u>	<u>6-1-6</u>	<u>8-4-0</u>	DNP	0-2-1	<u>8-7-1</u>	0-0-0	<u>12-7-0</u>	8-5-2
at Oregon State	1/6/02	56-71	L	6-0-1	9-3-2	<u>15-5-4</u>	<u>5-2-0</u>	DNP	3-1-1	<u>12-11-0</u>	DNP	<u>4-5-0</u>	<u>2-3-0</u>
WASH. ST.	1/10/02	107-57	W	17-7-6	<u>14-3-8</u>	<u>11-2-4</u>	<u>6-0-4</u>	2-0-0	15-2-1	<u>21-12-1</u>	4-6-0	<u>14-9-0</u>	3-7-1
WASHINGTON	1/12/02	83-69	W	25-2-1	<u>18-5-5</u>	<u>7-3-6</u>	<u>3-1-1</u>	0-0-0	0-0-0	<u>4-11-4</u>	0-0-0	<u>24-9-3</u>	2-1-0
UCSB	1/14/02	80-94	L	12-1-0	<u>6-4-7</u>	<u>16-5-3</u>	<u>17-4-1</u>	DNP	3-0-0	<u>0-4-3</u>	0-0-0	<u>16-9-1</u>	10-4-2
at So. California	1/17/02	78-74	W	12-5-2	<u>10-2-3</u>	<u>15-2-1</u>	<u>0-4-0</u>	DNP	3-0-0	<u>9-6-2</u>	0-0-0	<u>14-11-1</u>	15-8-4
at UCLA	1/19/02	71-60	W	7-4-3	<u>5-5-2</u>	<u>19-0-1</u>	<u>5-4-3</u>	0-0-0	7-3-1	<u>15-10-1</u>	0-0-0	<u>7-4-3</u>	6-7-2
at Stanford	1/24/02	62-76	L	2-2-1	<u>7-1-2</u>	<u>5-0-6</u>	<u>1-4-0</u>	DNP	9-4-2	<u>10-8-3</u>	0-0-0	<u>24-9-1</u>	4-2-0
at California	1/26/02	76-68	W	10-5-4	<u>4-0-1</u>	<u>15-3-2</u>	<u>7-2-4</u>	DNP	2-1-1	<u>4-3-0</u>	DNP	<u>15-14-2</u>	19-7-1
OREGON ST.	1/31/02	85-88	LOT	10-3-2	<u>14-4-2</u>	<u>8-3-1</u>	<u>6-3-6</u>	DNP	4-0-0	DNP-inj	0-0-0	<u>24-6-1</u>	<u>19-13-5</u>
OREGON	2/2/02	84-68	W	6-5-4	<u>18-1-1</u>	<u>13-8-2</u>	<u>7-6-1</u>	DNP	0-1-0	DNP-inj	5-7-0	<u>19-7-1</u>	<u>16-6-0</u>
at Washington	2/7/02	73-77	L	5-1-1	<u>17-4-3</u>	<u>6-2-4</u>	<u>5-1-5</u>	DNP	2-4-3	DNP-inj	0-0-0	<u>22-8-0</u>	<u>16-17-2</u>
at Wash. St.	2/9/02	106-60	W	3-2-7	<u>19-6-7</u>	<u>10-1-8</u>	<u>22-6-3</u>	0-0-0	<u>19-7-0</u>	DNP-inj	12-8-0	<u>21-7-0</u>	DNP-inj
UCLA	2/14/02	77-62	W	11-3-2	<u>14-3-4</u>	<u>16-4-2</u>	<u>8-4-6</u>	DNP	0-1-0	<u>4-8-1</u>	5-4-1	<u>19-9-2</u>	0-2-0
SO. CALIF.	2/16/02	64-71	L	<u>6-5-1</u>	<u>21-1-3</u>	<u>11-0-1</u>	5-5-4	DNP	0-1-0	<u>8-7-2</u>	0-0-0	<u>8-6-0</u>	5-3-0
ARIZONA ST.	2/23/02	72-66	W	<u>15-6-3</u>	<u>8-2-3</u>	<u>16-0-6</u>	5-1-3	DNP	DNP-ill	11-13-1	DNP	<u>4-5-0</u>	<u>13-6-0</u>
vs. Arizona St.	3/2/02	58-66	L	<u>19-7-0</u>	<u>2-4-1</u>	<u>15-2-1</u>	1-2-1	DNP	DNP-ill	5-5-3	2-1-0	<u>10-7-0</u>	<u>4-5-0</u>

underline indicates starter

Arizona Single Game Highs

POINTS	107	vs Washington St. (1/10/02)
FIELD GOALS MADE	41	vs Washington St. (1/10/02)
FIELD GOAL ATTEMPTS	76	vs Washington St. (1/10/02)
FIELD GOAL PCT	.588 (40-68)	at Washington St. (2/9/02)
3 PT FIELD GOALS MADE	12	vs UCSB (1/14/02)
3 PT FG ATTEMPTS	32	vs UCSB (1/14/02)
3 PT FG PERCENTAGE	.600 (3-5)	at So. California (1/17/02)
FREE THROWS MADE	33	vs Oregon (2/2/02)
FREE THROW ATTEMPTS	43	vs Oregon (2/2/02)
FREE THROW PCT	1.000 (20-20)	vs Notre Dame (11/24/01)
REBOUNDS	53	at S.F. Austin (12/16/01)
ASSISTS	25	at Washington St. (2/9/02)
	25	vs Washington St. (1/10/02)
STEALS	19	vs Pittsburgh (12/2/01)
BLOCKED SHOTS	7	vs Washington (1/12/02)
TURNOVERS	31	vs Pittsburgh (12/2/01)
FOULS	26	vs Arizona State (3/2/02)

Opponent Single Game Highs

POINTS	94	vs UCSB (1/14/02)
FIELD GOALS MADE	35	vs Oregon State (1/31/02)
	35	vs UCSB (1/14/02)
FIELD GOAL ATTEMPTS	83	vs Oregon State (1/31/02)
FIELD GOAL PCT	.556 (35-63)	vs UCSB (1/14/02)
3 PT FIELD GOALS MADE	11	vs Stanford (12/19/01)
3 PT FG ATTEMPTS	27	at California (1/26/02)
3 PT FG PERCENTAGE	.611 (11-18)	vs Stanford (12/19/01)
FREE THROWS MADE	27	vs Arizona State (3/2/02)
FREE THROW ATTEMPTS	35	vs Arizona State (3/2/02)
FREE THROW PCT	.917 (11-12)	at Stanford (1/24/02)
REBOUNDS	52	vs Oregon State (1/31/02)
	52	at New Mexico (11/27/01)
ASSISTS	26	at Oregon State (1/6/02)
STEALS	16	vs California (12/21/01)
BLOCKED SHOTS	6	at New Mexico (11/27/01)
TURNOVERS	31	vs Pittsburgh (12/2/01)
FOULS	28	vs Oregon (2/2/02)

Arizona Single Game Lows

POINTS	53	at Oregon (1/4/02)
FIELD GOALS MADE	18	at Oregon (1/4/02)
	18	at Oregon State (1/6/02)
FIELD GOAL ATTEMPTS	47	at Rice (12/8/01)
FIELD GOAL PCT	.321 (18-56)	at Oregon (1/4/02)
3 PT FIELD GOALS MADE	1	at Arizona State (12/30/01)
	1	vs Arizona State (3/2/02)
3 PT FG ATTEMPTS	5	at So. California (1/17/02)
3 PT FG PERCENTAGE	.111 (1-9)	at Arizona State (12/30/01)
FREE THROWS MADE	8	vs Stanford (12/19/01)
FREE THROW ATTEMPTS	12	at S.F. Austin (12/16/01)
FREE THROW PCT	.500 (8-16)	vs Stanford (12/19/01)
REBOUNDS	30	vs Notre Dame (11/24/01)
ASSISTS	6	vs Arizona State (3/2/02)
STEALS	2	vs Oregon State (1/31/02)
BLOCKED SHOTS	1	5 times, last on 1/19/02
TURNOVERS	11	vs Oregon State (1/31/02)
FOULS	11	vs Stanford (12/19/01)

Opponent Single Game Lows

POINTS	57	vs Washington St. (1/10/02)
FIELD GOALS MADE	19	vs Arizona State (3/2/02)
FIELD GOAL ATTEMPTS	51	vs Notre Dame (11/24/01)
FIELD GOAL PCT	.302 (19-63)	vs Arizona State (3/2/02)
3 PT FIELD GOALS MADE	1	vs Arizona State (3/2/02)
3 PT FG ATTEMPTS	7	vs So. California (2/16/02)
3 PT FG PERCENTAGE	.100 (1-10)	vs Arizona State (3/2/02)
FREE THROWS MADE	4	at UCLA (1/19/02)
FREE THROW ATTEMPTS	6	at UCLA (1/19/02)
FREE THROW PCT	.385 (5-13)	vs Oregon (2/2/02)
REBOUNDS	28	vs California (12/21/01)
ASSISTS	10	3 times, last vs ASU (3/2/02)
STEALS	3	twice, last at WSU (2/9/02)
BLOCKED SHOTS	0	5 times, last vs. ASU (3/2/02)
TURNOVERS	9	vs Arizona State (3/2/02)
FOULS	13	at S.F. Austin (12/16/01)

2001-02 Pacific-10 Conference Season Review

2001-02 Pac-10 Final Standings

		Conference				Overall							
		W	L	Pct.	Home	Away	W	L	Pct.	Home	Away	Nuet.	Last 10
1.	Stanford \$*	18	0	1.000	9-0	9-0	32	3	.914	15-1	13-0	4-2	8-2
2.	Arizona State &*	12	6	.667	8-1	4-5	25	9	.735	13-2	7-6	5-1	7-3
	Washington #	12	6	.667	7-2	5-4	19	12	.613	12-5	7-7	0-0	6-4
4.	USC #	11	7	.611	6-3	5-4	16	14	.533	9-4	6-8	1-2	5-5
	Oregon State #	11	7	.611	5-4	6-3	17	15	.531	9-7	7-7	1-1	5-5
6.	Oregon #	10	8	.556	6-3	4-5	22	13	.629	14-6	6-7	2-0	8-2
	ARIZONA	10	8	.556	6-3	4-5	14	14	.500	9-6	5-7	0-1	5-5
8.	UCLA	4	14	.222	2-7	2-7	9	20	.286	4-7	3-12	2-1	4-6
9.	California	2	16	.111	1-8	1-8	7	21	.250	4-11	2-8	1-2	1-9
10.	Washington State	0	18	.000	0-9	0-9	2	27	.069	2-11	0-13	0-3	0-10

\$ Pac-10 regular season champion

* NCAA tournament participant

& Pac-10 tournament champion

WNIT participant

All-Pac-10 Conference Team

Ebony Hoffman	USC
Aisha Hollans	USC
Amanda Levens	Arizona State
Giuliana Mendiola	Washington
Loree Payne	Washington
<i>Elizabeth Pickney</i>	<i>Arizona</i>
Nicole Powell	Stanford
Felicia Ragland	Oregon State
Shaquala Williams	Oregon
Lindsey Yamasaki	Stanford

Honorable Mention All-Pac-10

Edniesha Curry	Oregon
Bethany Donaphin	Stanford
Leilani Estavan	Oregon State
Ami Forney	California
Brittney Hawks	Washington St.
Melody Johnson	Arizona State
Andrea Lalum	Washington
Natalie Nakase	UCLA
LaTasha O'Keith	California

Pac-10 All-Freshman Team

Kristen O'Neill	Washington
Kelley Suminski	Stanford
T'Nae Thiel	Stanford
<i>Dee-Dee Wheeler</i>	<i>Arizona</i>
Rachel Woodward	USC

Honorable Mention

Pac-10 All-Freshman Team

Andrea Bills	Oregon
Sebnem Kimyacioglu	Stanford
Kylan Loney	Arizona State
Francine McCurtain	Washington St.
Juleen Smith	Oregon State

Pac-10 Player of the Year

Nicole Powell	Stanford
---------------	----------

Pac-10 Freshman of the Year

<i>Dee-Dee Wheeler</i>	<i>Arizona</i>
------------------------	----------------

Pac-10 Coach of the Year

Tara VanDerveer	Stanford
-----------------	----------

Academic All-Pac-10

First Team

Jen Albert	Arizona State
Jessica Collins	Washington St.
Leah Combs	Arizona State
Bethany Donaphin	Stanford
Loree Payne	Washington

Second Team

Betsy Boardman	Arizona State
Lindsey Egeland	Washington St.
Carmen Krause	USC
Andrea Lalum	Washington
Lauren St. Clair	Stanford

Honorable Mention

Emily Autrey	Washington
Brina Chaney	Oregon State
Hollye Chapman	Oregon State
Luana Coloma	California
Erica Cook	Oregon State
Jamie Craighead	Oregon
Janet Franey	California
Cathrine Kraayeveld	Oregon
Giuliana Mendiola	Washington
Kellie O'Neill	Washington
Jessica Ottmar	Washington St.
Kourtney Shreve	Oregon
Ndidi Unaka	Oregon
Michelle Wald	California
<i>Krista Warren</i>	<i>Arizona</i>
Kiki Williams	California
Shaquala Williams	Oregon

Where Arizona Stood in the...

Pac-10 Team Statistics


	Overall	Conference Games Only
Scoring Offense	2. 74.1 ppg	2. 74.1 ppg
Scoring Defense	9. 72.2 ppg	8. 70.4 ppg
Scoring Margin	6. +1.9 ppg	7. +3.7 ppg
FT Percentage	1. .740	2. .717
FG Percentage	3. .432	3. .443
FG Pct. Defense	5. .409	5. .410
3FG Percentage	2. .366	2. .382
3FG Pct. Defense	8. .345	8. .345
Reb. Offense	4. 39.0 rpg	3. 40.3 rpg
Reb. Defense	7. 39.9 rpg	6. 39.3 rpg
Reb. Margin	6. -0.9 rpg	6. +1.1 rpg
Blocks	6. 3.04 bpg	7. 2.72 bpg
Assists	4. 14.89 apg	5. 15.28 apg
Steals	6. 8.46 spg	7. 7.61 spg
TO Margin	8. -1.14 topg	8. -1.50 topg
Assist/TO Ratio	6. 0.75	6. 0.79
Off. Rebounds	7. 13.93 orpg	7. 14.00 orpg
Def. Rebounds	2. 25.07 drpg	2. 26.33 drpg
3FG Made Avg.	3. 5.75 pg	3. 5.67 pg

Individual Statistics - Overall

Scoring	7. Elizabeth Pickney	16.1 ppg
	13. Dee-Dee Wheeler	12.2 ppg
	17. Aimee Grzyb	10.8 ppg
	19. Candice Allen	10.0 ppg
Rebounds	5. Krista Warren	8.1 rpg
	6. Elizabeth Pickney	8.0 rpg
	16. LaKeisha Taylor	5.7 rpg
Field Goal Pct.	9. LaKeisha Taylor	.481
Assists	8. Dee-Dee Wheeler	3.32 apg
Free Throw Pct.	4. Elizabeth Pickney	.834
Steals	5. Candice Allen	2.10 spg
	6. Dee-Dee Wheeler	2.04 spg
3FG Pct.	5. Dee-Dee Wheeler	.404
	8. Aimee Grzyb	.360
3FG Made	6. Aimee Grzyb	1.75 pg
Blocked Shots	4. Elizabeth Pickney	1.21 bpg
Ast./TO Ratio	8. Aimee Grzyb	0.98
	9. Dee-Dee Wheeler	0.94



2002-03 Opponents



2002-03 Opponents - Fiesta Bowl Basketball Classic Teams

University of California at Riverside



Jennifer Young



Crystal Harris

Fiesta Bowl Basketball Classic - Tucson, Ariz.
Dec. 7 - vs. Arizona - 3:30 p.m.
Dec. 8 - vs. Illinois/No. Texas - TBA

General Information

Location: Riverside, California
 Nickname: Highlanders
 Colors: Blue & Gold
 Enrollment: 15,100
 Conference: Big West
 Chancellor: France A. Cordova
 Athletic Director: Stan Morrison
 Home Facility: Student Recreation Center (3,168)

Sports Information

Women's Basketball SID: Lisa Brooks
 E-Mail: ljames@housing.ucr.edu
 Home Phone: n/a
 Office Phone: (909) 787-5438
 Office Fax: (909) 787-5889
 Press Row Phone: (909) 787-2153
 Web Site: www.athletics.ucr.edu

Coaching Staff

Head Coach: Jennifer Young
 Alma Mater: Oregon State, 1987
 School Record: 59-77 (5 years)
 Career Record: 59-77 (5 years)
 Assistant Coaches: Flo Luppiani, Coral Sage, TBA

Team Information

2001-02 Overall Record: 16-13
 2001-02 Conf. Record/Finish: 12-4/tied second
 2001-02 Final Ranking: None
 2001-02 Postseason: None
 Series Record: First meeting
 Letterwinners Returning/Lost: 6/7
 Starters Returning/Lost: 2/3

Top Returning Players

Crystal Harris G/F 6-0 Jr. 10.9 ppg 4.0 rpg
 Cassandra Reeves G 5-7 So. 8.1 ppg 2.7 rpg
 Holly Peterson G 5-8 So. 2.1 ppg 1.0 rpg

Top Newcomers

Trecha Kennedy G 5-8 Jr. Los Angeles, CA
 Astrid Spegel C 6-3 Jr. Curitiba, Brazil

2002-03 Schedule

11/22	at Southern Utah	1/11	at UC Irvine
11/25	at Loyola Marymount	1/18	CS FULLERTON
11/29	NORTHERN ARIZ.	1/23	UC SANTA BARBARA
12/7-8	at Arizona Basketball Classic	1/25	IDAHO
12/14	SACRAMENTO ST.	1/30	at Pacific
12/17	EA. WASHINGTON	2/1	at CS Northridge
12/19	POINT LOMA NAZARENE	2/6	UC IRVINE
12/28	PORTLAND ST.	2/8	LONG BEACH ST.
12/30	PORTLAND	2/15	at CS Fullerton
1/2	GONZAGA	2/19	at Idaho
1/4	CAL POLY	2/27	CS NORTHBRIDGE
1/9	at Long Beach St.	3/1	PACIFIC
		3/6	at Cal Poly
		3/12-15	at Big West Conf. Tournament

University of Illinois



Theresa Greutz



Cindy Dallas

Fiesta Bowl Basketball Classic - Tucson, Ariz.
Dec. 7 - vs. North Texas - 1 p.m.
Dec. 8 - vs. Arizona/UC Riverside - TBA

General Information

Location: Champaign, Illinois
 Nickname: Fighting Illini
 Colors: Orange & Blue
 Enrollment: 37,743
 Conference: Big Ten
 President: James J. Stukel
 Athletic Director: Ronald E. Guenther
 Home Facility: Assembly Hall (16,450)

Sports Information

Women's Basketball SID: Mike Koon
 E-Mail: mkoon@uiuc.edu
 Home Phone: (217) 378-5243
 Office Phone: (217) 244-1256
 Office Fax: (217) 333-5540
 Press Row Phone: (217) 333-1227
 Web Site: www.fightingillini.com

Coaching Staff

Head Coach: Theresa Greutz
 Alma Mater: Immaculata, 1974
 School Record: 131-86 (7 years)
 Career Record: 592-241 (28 years)
 Assistant Coaches: Renee Reed, Jennifer Jacoby

Team Information

2001-02 Overall Record: 15-14
 2001-02 Conf. Record/Finish: 7-9/eighth
 2001-02 Final Ranking: None
 2001-02 Postseason: WNIT second round
 Series Record: Illinois leads, 1-0
 Last Meeting: Nov. 28, 1980
 Result: Illinois 75, vs. Arizona 41
 Letterwinners Returning/Lost: 11/3
 Starters Returning/Lost: 4/1

Top Returning Players

Cindy Dallas F 6-2 Sr. 13.9 ppg 9.4 rpg
 Shavonna Hunter G 5-7 Sr. 10.1 ppg 3.9 rpg
 Iveta Marcauskaite F 6-4 Jr. 17.6 ppg 6.6 rpg

Top Newcomers

Maggie Acuna G 5-6 Fr. Oak Brook, IL
 Jessica Wright G 6-0 Fr. Indianapolis, IN

2002-03 Schedule

11/22	WISC.-GREEN BAY	1/19	at Wisconsin
12/1	at Illinois State	1/23	at Ohio State
12/2	ST. FRANCIS (PA)	1/26	MINNESOTA
12/4	DePAUL	1/30	PURDUE
12/7-8	at Arizona Basketball Classic	2/2	at Iowa
12/11	EA. MICHIGAN	2/6	PENN STATE
12/14	vs. Mississippi St.	2/9	IOWA
12/21	vs. Missouri	2/13	UC SANTA BARB.
12/29	AUBURN	2/16	at Michigan State
1/2	INDIANA	2/19	OHIO STATE
1/5	at Michigan	2/24	at Michigan State
1/9	at Minnesota	2/27	NORTHWESTERN
1/12	WISCONSIN	3/2	at Indiana
		3/6-10	at Big Ten Conf. Tournament

University of North Texas



Tina Slinker



Vilma Grismanauskaite

Fiesta Bowl Basketball Classic - Tucson, Ariz.
Dec. 7 - vs. Illinois - 1 p.m.
Dec. 8 - vs. Arizona/UC Riverside - TBA

General Information

Location: Denton, Texas
 Nickname: Lady Eagles
 Colors: Green & White
 Enrollment: 29,000
 Conference: Sun Belt
 President: Dr. Norval Pohl
 Athletic Director: Rick Villareal
 Home Facility: The Super Pit (10,032)

Sports Information

Women's Basketball SID: Steven Bartolotta
 E-Mail: stevenb@unt.edu
 Home Phone: (817) 300-1931
 Office Phone: (940) 369-8329
 Office Fax: (940) 369-7461
 Press Row Phone: (940) 565-4674
 Web Site: www.unt.edu/mgathletics

Coaching Staff

Head Coach: Tina Slinker
 Alma Mater: Wayland Baptist, 1978
 School Record: 162-192 (13 years)
 Career Record: 162-192 (13 years)
 Assistant Coaches: Angela Ortega, Janice Dziuk, Latrecia Trammell

Team Information

2001-02 Overall Record: 21-9
 2001-02 Conf. Record/Finish: 12-3/first West Div.
 2001-02 Final Ranking: RV (USA Today)
 2001-02 Postseason: WNIT first round
 Series Record: First meeting
 Letterwinners Returning/Lost: 5/8
 Starters Returning/Lost: 1/4

Top Returning Players

Vilma Grismanauskaite F 6-4 Sr. 5.1 ppg 4.6 rpg
 Angel Lewis F 5-10 Sr. 4.3 ppg 2.8 rpg
 Heather Trout G 5-10 Jr. 3.5 ppg 2.4 rpg

Top Newcomers

Jamie Armstrong F 5-11 Fr. Duncanville, TX
 Natalie Mireles G 5-6 Fr. San Antonio, TX

2002-03 Schedule

11/22	TEXAS-SAN ANTONIO	1/16	at Ark.-Little Rock
11/29-30	at Southwest Texas Classic	1/18	at Arkansas State
12/3	at Texas A&M-CC	1/23	NEW ORLEANS
12/7-8	at Arizona Basketball Classic	1/25	SOUTH ALABAMA
12/11	INDIANA	1/30	at La.-Lafayette
12/16	at Southern Methodist	2/1	at New Mexico State
12/30	at Baylor	2/6	MIDDLE TENN.
1/2	LOUISIANA STATE	2/8	at Western Kentucky
1/4	FLORIDA INT'L	2/13	at Denver
1/7	WEBER STATE	2/20	at New Orleans
1/11	DENVER	2/22	at South Alabama
		2/27	LA.-LAFAYETTE
		3/1	NEW MEXICO ST.
		3/6-11	at Sun Belt Conf. Tournament

Arizona State University



Charli Turner Thorne



Betsy Boardman

Jan. 23 - Tempe, Ariz. - 6 p.m.
Feb. 22 - Tucson, Ariz. - 1 p.m.

General Information

Location: Tempe, Arizona
Nickname: Sun Devils
Colors: Maroon & Gold
Enrollment: 45,693
Conference: Pacific-10
President: Dr. Michael Crow
Athletic Director: Gene Smith
Home Facility: Wells Fargo Arena (14,088)

Sports Information

Women's Basketball SID: Rhonda Lundin
E-Mail: lundin@asu.edu
Home Phone: (480) 752-3236
Office Phone: (480) 965-9780
Office Fax: (480) 965-5408
Press Row Phone: (480) 965-7274
Web Site: www.TheSunDevils.com

Coaching Staff

Head Coach: Charli Turner Thorne
Alma Mater: Stanford, 1988
School Record: 90-86 (6 years)
Career Record: 130-126 (8 years)
Assistant Coaches: Kim Gervasoni, Joseph Anders, Laura Hughes

Team Information

2001-02 Overall Record: 25-9
2001-02 Conf. Record/Finish: 12-6/tied second
2001-02 Final Ranking: RV (AP) / RV (USA Today)
2001-02 Postseason: NCAA second round
Series Record: Arizona State leads, 35-27
Last Meeting: Mar. 2, 2002
Result: Arizona State 66, Arizona 58
Letterwinners Returning/Lost: 6/5
Starters Returning/Lost: 2/3

Top Returning Players

Betsy Boardman	G/F	6-1	Jr.	9.0 ppg	4.5 rpg
Kylan Loney	G	5-7	So.	4.5 ppg	3.1 rpg
Carrie Buckner	F	5-9	So.	4.8 ppg	3.9 rpg

Top Newcomers

YoVanna Rosenthal	G	5-7	Fr.	Phoenix, AZ
Iman Young	G	5-9	Jr.	San Pablo, CA

2002-03 Schedule

11/22	CHICAGO STATE	1/16	UCLA
11/25	NO. ILLINOIS	1/18	USC
11/29-30	ASU HOLIDAY	1/23	ARIZONA
	CLASSIC	1/30	at Oregon
12/2	GEORGIA	2/1	at Oregon State
12/7	NOTRE DAME	2/6	WASHINGTON ST.
12/9	DENVER	2/8	WASHINGTON
12/18	at Kent State	2/14	at USC
12/20	at Akron	2/16	at UCLA
12/27	at Stanford	2/22	at Arizona
12/29	at California	2/27	CALIFORNIA
1/2	OREGON ST.	3/1	STANFORD
1/4	OREGON	3/7-10	at Pac-10
1/9	at Washington		Tournament
1/11	at Washington St.		

University of California



Caren Horstmeyer



LaTasha O'Keith

Dec. 27 - Berkeley, Calif. - 7 p.m. PST
Mar. 1 - Tucson, Ariz. - 1 p.m.

General Information

Location: Berkeley, California
Nickname: Golden Bears
Colors: Blue & Gold
Enrollment: 32,000
Conference: Pacific-10
Chancellor: Robert Berdahl
Athletic Director: Stephen Gladstone
Home Facility: Haas Pavilion (12,000)

Sports Information

Women's Basketball SID: Debbie Rosenfeld-Caparaz
E-Mail: darosenf@uclink4.berkeley.edu
Home Phone: (510) 528-7462
Office Phone: (510) 642-3611
Office Fax: (510) 643-7778
Press Row Phone: (510) 642-3611
Web Site: www.calbears.com

Coaching Staff

Head Coach: Caren Horstmeyer
Alma Mater: Santa Clara, 1984
School Record: 19-37 (2 years)
Career Record: 240-161 (14 years)
Assistant Coaches: Barb Smith, Kirsten McKnight, Camille Burkes

Team Information

2001-02 Overall Record: 7-21
2001-02 Conf. Record/Finish: 2-16/ninth
2001-02 Final Ranking: None
2001-02 Postseason: None
Series Record: Arizona leads, 23-13
Last Meeting: Jan. 26, 2002
Result: at Arizona 76, California 68
Letterwinners Returning/Lost: 12/4
Starters Returning/Lost: 4/1

Top Returning Players

LaTasha O'Keith	G	5-7	Jr.	9.2 ppg	3.1 rpg
Leigh Gregory	F	6-0	So.	8.8 ppg	3.7 rpg
Kristin Iwanaga	G	5-6	So.	7.1 ppg	2.9 rpg

Top Newcomers

Nihan Anaz	G	5-9	Jr.	Istanbul, Turkey
Timea Ivanyi	C	6-4	Sr.	Szeged, Hungary


2002-03 Schedule

11/24	RUTGERS	1/18	WASHINGTON ST.
11/29	SYRACUSE	1/23	at USC
12/1	SETON HALL	1/25	at UCLA
12/4	CAL POLY	1/29	at Stanford
12/7-8	OAKLAND	2/1	STANFORD
	TRIBUNE	2/6	OREGON STATE
	CLASSIC	2/8	OREGON
12/21	at St. Mary's	2/13	at Washington State
12/27	ARIZONA	2/15	at Washington
12/29	ARIZONA STATE	2/20	UCLA
1/2	at Mercer	2/22	USC
1/4	at Georgia	2/27	at Arizona State
1/9	at Oregon	3/1	at Arizona
1/11	at Oregon State	3/7-10	at Pac-10 Conf.
1/16	WASHINGTON		Tournament

University of Georgia



Andy Landers



Kara Braxton

Nov. 30 - Tucson, Ariz. - 4 p.m.

General Information

Location: Athens, Georgia
Nickname: Lady Bulldogs
Colors: Red & Black
Enrollment: 32,400
Conference: Southeastern
President: Dr. Michael F. Adams
Athletic Director: Vince Dooley
Home Facility: Stegeman Coliseum (10,523)

Sports Information

Women's Basketball SID: Mike Mobley
E-Mail: mmobley@sports.uga.edu
Home Phone: (706) 548-0858
Office Phone: (706) 542-1621
Office Fax: (706) 542-9339
Press Row Phone: (706) 542-8052
Web Site: www.georgiadogs.com

Coaching Staff

Head Coach: Andy Landers
Alma Mater: Tennessee Tech, 1974
School Record: 564-169 (23 years)
Career Record: 646-190 (27 years)
Assistant Coaches: Michael Shafer, Brenda Hill, Katie Schutz

Team Information

2001-02 Overall Record: 19-11
2001-02 Conf. Record/Finish: 6-9/ninth
2001-02 Final Ranking: RV (AP) / RV (USA Today)
2001-02 Postseason: NCAA first round
Series Record: Georgia leads, 1-0
Last Meeting: Mar. 16, 1997
Result: at Georgia 80, Arizona 74
Letterwinners Returning/Lost: 10/3
Starters Returning/Lost: 3/2

Top Returning Players

Kara Braxton	F/C	6-6	So.	16.3 ppg	6.8 rpg
Ebony Felder	F	6-1	So.	8.6 ppg	6.6 rpg
Christi Thomas	F/C	6-5	Jr.	10.4 ppg	6.2 rpg

Top Newcomers

Sherill Baker	G	5-8	Fr.	Stone Mountain, GA
Alexis Kendrick	G	5-7	Fr.	Inglewood, CA

2002-03 Schedule

11/22	at Chattanooga	1/16	MISSISSIPPI
11/27	at Georgia State	1/19	at South Carolina
11/30	at Arizona	1/23	at Alabama
12/2	at Arizona State	1/26	KENTUCKY
12/6	UCLA	2/2	at Louisiana State
12/8	OAKLAND	2/6	MISSISSIPPI STATE
12/14	TENNESSEE	2/9	AUBURN
	TECH	2/13	SOUTH CAROLINA
12/17	MICHIGAN STATE	2/16	at Vanderbilt
12/20	at Houston	2/20	at Tennessee
12/27	vs. Georgia Tech	2/23	ARKANSAS
12/30	at Middle Tenn. St.	2/27	at Mississippi State
1/2	at South Florida	3/1	FLORIDA
1/4	CALIFORNIA	3/6-9	at Southeastern
1/12	at Florida		Conference Tour.

2002-03 Opponents

Louisiana State University



Sue Gunter



Aiysha Smith

Nov. 22 - Tucson, Ariz. - 7 p.m.

General Information

Location: Baton Rouge, Louisiana
 Nickname: Lady Tigers
 Colors: Purple & Gold
 Enrollment: 29,022
 Conference: Southeastern
 President: Dr. William L. Jenkins
 Athletic Director: Skip Bertman
 Home Facility: Pete Maravich Assembly Center (14,164)

Sports Information

Women's Basketball SID: Brian Miller
 E-Mail: bmiller@lsu.edu
 Home Phone: (225) 272-0430
 Office Phone: (225) 578-8204
 Office Fax: (225) 578-1861
 Press Row Phone: (225) 578-8226
 Web Site: www.LSUsports.net

Coaching Staff

Head Coach: Sue Gunter
 Alma Mater: Peabody College, 1962
 School Record: 385-209 (20 years)
 Career Record: 651-296 (38 years)
 Associate Head Coach: Dana Chatman
 Assistant Coaches: Bob Starkey, Carla Berry

Team Information

2001-02 Overall Record: 18-12
 2001-02 Conf. Record/Finish: 8-4/tied fourth
 2001-02 Final Ranking: No. 22 (AP)/No. 22 (USA Today)
 2001-02 Postseason: NCAA second round
 Series Record: Arizona leads, 1-0
 Last Meeting: Dec. 2, 1994
 Result: Arizona 71, vs. LSU 62
 Letterwinners Returning/Lost: 8/1
 Starters Returning/Lost: 5/0

Top Returning Players

Aiysha Smith C 6-2 Sr. 15.9 ppg 7.7 rpg
 Temeka Johnson G 53 Jr. 11.1 ppg 7.5 apg
 DeTrina White F 5-11 Sr. 9.5 ppg 7.4 rpg

Top Newcomers

Seimone Augustus G 6-1 Fr. Baton Rouge, LA
 Treynell Clavelle C 6-3 Fr. Jeanerette, LA

2002-03 Schedule

11/22	at Arizona	1/16	KENTUCKY
11/24	at Southeastern La.	1/19	at Arkansas
11/25	FLA. ATLANTIC	1/23	at Florida
11/29-30	at Fla. Int'l Tourm.	1/26	VANDERBILT
12/7	ALABAMA STATE	2/2	GEORGIA
12/18-19	WOMENS-COLLEGE-HOOPS.COM	2/6	at South Carolina
		2/9	at Mississippi State
		2/13	ALABAMA
		2/15	UC SANTA BARBARA
12/21	SW TEXAS		
12/28	TEXAS	2/20	at Mississippi
1/2	at North Texas	2/23	TENNESSEE
1/4	PENN STATE	2/27	ARKANSAS
1/9	at Auburn	3/2	at Vanderbilt
1/12	MISSISSIPPI	3/6-9	at SEC Tournament

University of Nevada-Las Vegas



Regina Miller



Constance Jinks

Dec. 22 - Las Vegas, Nev. - 5 p.m. PST

General Information

Location: Las Vegas, Nevada
 Nickname: Lady Rebels
 Colors: Scarlet & Gray
 Enrollment: 24,000
 Conference: Mountain West
 President: Dr. Carol C. Harter
 Athletic Director: John Robinson
 Home Facility: Cox Pavilion (2,500)

Sports Information

Women's Basketball SID: Marlene Navor
 E-Mail: marlene.navor@ccmail.nevada.edu
 Home Phone: (702) 719-4829
 Office Phone: (702) 895-3208
 Office Fax: (702) 895-0989
 Press Row Phone: (702) 895-3005
 Web Site: www.unlvrebels.com

Coaching Staff

Head Coach: Regina Miller
 Alma Mater: Old Dominion, 1984
 School Record: 76-41 (4 years)
 Career Record: 136-141 (10 years)
 Assistant Coaches: Frozena Jerro, Anthony Turner, Cherie Hogg

Team Information

2001-02 Overall Record: 23-8
 2001-02 Conf. Record/Finish: 9-5/fourth
 2001-02 Final Ranking: RV (AP) / RV (USA Today)
 2001-02 Postseason: NCAA first round
 Series Record: UNLV leads, 3-2
 Last Meeting: Dec. 6, 2000
 Result: at Arizona 91, UNLV 74
 Letterwinners Returning/Lost: 8/5
 Starters Returning/Lost: 4/4

Top Returning Players

Constance Jinks G 5-7 Sr. 17.0 ppg 4.4 rpg
 Julia Gray G 5-6 Sr. 4.2 ppg 2.5 spg
 Sherry McCracklin F/C 6-2 Sr. 4.2 ppg 4.3 rpg

Top Newcomers

Evelien Callens F 6-2 Fr. Mariakerke, Belgium
 Sheena Moore G 5-7 Fr. Lansing, MI

2002-03 Schedule

11/23	ST. MARY'S	1/25	BYU
11/27	at Cal Poly	1/30	at Air Force
11/30-12/1	LADY REBEL SHOOTOUT	2/1	at New Mexico
		2/6	WYOMING
12/7	at Texas A&M-CC	2/8	COLORADO STATE
12/14-15	at Hawaii Inv.	2/15	SAN DIEGO STATE
12/20	IONA	2/20	at BYU
12/22	ARIZONA	2/22	at Utah
12/29	NEVADA-RENO	2/27	NEW MEXICO
1/4	at Northern Ariz.	3/1	AIR FORCE
1/7	LOYOLA MARYMOUNT	3/6	at Colorado State
		3/8	at Wyoming
1/11	CS FULLERTON	3/12-15	at Mountain West Conference Tourm.
1/18	at San Diego St.		
1/23	UTAH		

University of New Mexico



Don Flanagan



Jordan Adams

Dec. 18 - Tucson, Ariz. - 7 p.m.

General Information

Location: Albuquerque, New Mexico
 Nickname: Lobos
 Colors: Cherry & Silver
 Enrollment: 24,250
 Conference: Mountain West
 President: Dr. F. Chris Garcia
 Athletic Director: Rudy Davalos
 Home Facility: The Pit/Bob King Court (18,018)

Sports Information

Women's Basketball SID: Heather Croze
 E-Mail: hcroze@unm.edu
 Home Phone: (505) 710-6426
 Office Phone: (505) 925-5854
 Office Fax: (505) 925-5529
 Press Row Phone: (505) 925-5988
 Web Site: www.GoLobos.com

Coaching Staff

Head Coach: Don Flanagan
 Alma Mater: Ft. Lewis, 1971
 School Record: 144-72 (7 years)
 Career Record: 144-72 (7 years)
 Assistant Coaches: Yvonne Sanchez, Jody Hensen, Dave Shoemate

Team Information

2001-02 Overall Record: 22-9
 2001-02 Conf. Record/Finish: 10-4/tied second
 2001-02 Final Ranking: RV (AP)
 2001-02 Postseason: NCAA first round
 Series Record: Tied at 7-7
 Last Meeting: Nov. 27, 2001
 Result: at New Mexico 75, Arizona 67
 Letterwinners Returning/Lost: 10/2
 Starters Returning/Lost: 4/1

Top Returning Players

Jordan Adams C 6-3 Sr. 14.0 ppg 5.8 rpg
 Chelsea Grear F/G 5-10 Sr. 9.5 ppg 6.6 rpg
 Mandi Moore G 5-7 So. 9.4 ppg 4.5 rpg

Top Newcomers

Tiana Johnson G 5-10 Fr. Goddard, NM
 Abbie Letz G 6-0 Fr. El Paso, TX

2002-03 Schedule

11/23	at USC	1/25	at Wyoming
11/25	at Cal St. Fullerton	1/30	SAN DIEGO ST.
11/29-30	MOUNTAIN VIEW INVITATIONAL	2/1	UNLV
		2/6	at Brigham Young
12/3	at New Mexico St.	2/8	at Utah
12/7	TEXAS	2/15	at Air Force
12/8	UT SAN ANTONIO	2/20	WYOMING
12/14-15	LOBO SHOOTOUT	2/22	COLORADO STATE
12/18	at Arizona	2/27	at UNLV
12/21	LOUISIANA TECH	3/1	at San Diego State
12/30	NEW MEXICO ST.	3/6	UTAH
1/11	WEBER STATE	3/8	BRIGHAM YOUNG
1/18	AIR FORCE	3/12-15	at Mountain West Conf. Tournament
1/23	at Colorado State		

Ohio State University



Jim Foster



Courtney Coleman

Dec. 15 - Columbus, Ohio - 2 p.m. EST

General Information

Location: Columbus, Ohio
 Nickname: Buckeyes
 Colors: Scarlet & Gray
 Enrollment: 47,952
 Conference: Big Ten
 President: Karen A. Holbrook
 Athletic Director: Andy Geiger
 Home Facility: Value City Arena (19,200)

Sports Information

Women's Basketball SID: Lauren Price
 E-Mail: price.481@osu.edu
 Home Phone: (614) 266-4308
 Office Phone: (614) 292-3270
 Office Fax: (614) 292-8547
 Press Row Phone: (614) 688-5330
 Web Site: www.ohiostatebuckeyes.com

Coaching Staff

Head Coach: Jim Foster
 Alma Mater: Temple, 1980
 School Record: First year
 Career Record: 504-225 (24 years)
 Assistant Coaches: Pete Gaudet, Kelley Meury, Chavonne Hammond

Team Information

2001-02 Overall Record: 14-15
 2001-02 Conf. Record/Finish: 8-8/tied fifth
 2001-02 Final Ranking: None
 2001-02 Postseason: None
 Series Record: Arizona leads, 1-0
 Last Meeting: Nov. 21, 2001
 Result: at Arizona 90, Ohio State 76
 Letterwinners Returning/Lost: 8/3
 Starters Returning/Lost: 3/2

Top Returning Players

Courtney Coleman F/C 6-1 Sr. 16.4 ppg 7.8 rpg
 DiDi Reynolds F 6-1 Sr. 9.9 ppg 4.6 rpg
 DWan Shackelford F 6-0 Sr. 10.9 ppg 6.7 rpg

Top Newcomers

Candace Dark G 5-9 Fr. Kingman, IN
 Kim Wilburn G 5-6 Fr. Southfield, MI

2002-03 Schedule

11/22	at Duquesne	1/16	at Wisconsin
11/26	WAYNE STATE	1/19	at Northwestern
11/29-30	at Colorado Coors Classic	1/23	ILLINOIS
12/7	at Wisc.-Green Bay	1/26	IOWA
12/13	at Ohio Univ.	1/30	at Penn State
12/15	ARIZONA	2/2	at Purdue
12/18	VIRGINIA	2/6	MINNESOTA
12/20	YOUNGSTOWN STATE	2/9	WISCONSIN
12/29	AUSTIN PEAY	2/13	at Michigan State
12/31	NORTHWESTERN	2/16	at Minnesota
1/5	TEXAS	2/19	at Illinois
1/9	MICHIGAN STATE	2/23	PURDUE
1/12	at Indiana	2/27	MICHIGAN
		3/6-10	at Big Ten Conf. Tournament

University of Oregon



Bev Smith



Shaquala Williams

Jan. 2 - Tucson, Ariz. - 7 p.m.
 Feb. 1 - Eugene, Ore. - 12 p.m. PST

General Information

Location: Eugene, Oregon
 Nickname: Ducks
 Colors: Green & Yellow
 Enrollment: 19,091
 Conference: Pacific-10
 President: Dave Frohnmayer
 Athletic Director: Bill Moos
 Home Facility: McArthur Court (9,087)

Sports Information

Women's Basketball SID: Andrew Longeteig
 E-Mail: andrewl@oregon.uoregon.edu
 Home Phone: (541)434-8308
 Office Phone: (541) 346-2253
 Office Fax: (541) 346-5449
 Press Row Phone: (541) 346-4497
 Web Site: www.goducks.com

Coaching Staff

Head Coach: Bev Smith
 Alma Mater: Oregon, 1982
 School Record: 22-13 (1 year)
 Career Record: 22-13 (1 year)
 Assistant Coaches: Allison McNeill, Dan Muscatell, Mike McNeill

Team Information

2001-02 Overall Record: 22-13
 2001-02 Conf. Record/Finish: 10-8/tied sixth
 2001-02 Final Ranking: None (AP) / RV (USA Today)
 2001-02 Postseason: WNIT champion
 Series Record: Oregon leads, 22-12
 Last Meeting: Feb. 2, 2002
 Result: at UA 84, Oregon 68
 Letterwinners Returning/Lost: 8/5
 Starters Returning/Lost: 3/2

Top Returning Players

Shaquala Williams G 5-6 Sr. 16.3 ppg 3.9 apg
 Cathrine Kraayeveld F 6-4 Jr. 10.2 ppg 8.3 rpg
 Andrea Bills C 6-3 So. 7.5 ppg 5.5 rpg

Top Newcomers

Carolyn Ganes C 6-3 Fr. Saskatoon, Saskatchewan
 Kayla Steen G 5-8 Jr. Hillsboro, OR

2002-03 Schedule

11/22	GONZAGA	1/18	at Oregon State
11/26	at UW-Green Bay	1/23	at Washington
11/28-29	at Paradise Jam	1/25	at Washington State
12/5	PORTLAND	1/30	ARIZONA STATE
12/7	vs. Brigham Young	2/1	ARIZONA
12/15	SANTA CLARA	2/6	at Stanford
12/19	at Montana	2/8	at California
12/22	at Texas Christian	2/15	OREGON STATE
12/27	UCLA	2/20	WASHINGTON ST.
12/29	USC	2/22	WASHINGTON
1/2	at Arizona	2/27	at USC
1/4	at Arizona State	3/1	at UCLA
1/9	CALIFORNIA	3/7-10	at Pac-10 Conf. Tournament
1/11	STANFORD		

Oregon State University



Judy Spoelstra



Leilani Estavan

Jan. 4 - Tucson, Ariz. - 1 p.m.
 Jan. 30 - Corvallis, Ore. - 7 p.m. PST

General Information

Location: Corvallis, Oregon
 Nickname: Beavers
 Colors: Orange & Black
 Enrollment: 19,000
 Conference: Pacific-10
 President: Dr. Paul Risser
 Athletic Director: Bob De Carolis
 Home Facility: Gill Coliseum (10,400)

Sports Information

Women's Basketball SID: Michelle Westerberg
 E-Mail: Michelle.Westerberg@orst.edu
 Home Phone: (503) 566-6569
 Office Phone: (541) 737-8898
 Office Fax: (541) 737-3072
 Press Row Phone: (541) 737-3020
 Web Site: www.osubeavers.com

Coaching Staff

Head Coach: Judy Spoelstra
 Alma Mater: Oregon State, 1983
 School Record: 95-105 (7 years)
 Career Record: 193-173 (13 years)
 Assistant Coaches: Todd Corman, Jualeah Woods, Heath Alexander

Team Information

2001-02 Overall Record: 17-15
 2001-02 Conf. Record/Finish: 11-7/tied fourth
 2001-02 Final Ranking: None
 2001-02 Postseason: WNIT second round
 Series Record: Oregon State leads, 18-16
 Last Meeting: Jan. 31, 2002
 Result: OSU 88, at Arizona 85 OT
 Letterwinners Returning/Lost: 7/5
 Starters Returning/Lost: 3/2

Top Returning Players

Leilani Estavan G 5-7 Jr. 8.9 ppg 5.4 apg
 Hollye Chapman F 6-2 Jr. 9.5 ppg 5.3 rpg
 Juleen Smith G 5-5 So. 6.6 ppg 2.5 rpg

Top Newcomers

Lisa Pardon G 5-9 Fr. Auckland, N.Z.
 Krystal Turner F 6-2 Jr. Las Vegas, NV

2002-03 Schedule

11/24	WESTERN ORE.	1/18	OREGON
11/26	at Portland	1/23	at Washington State
11/29	TULANE	1/25	at Washington
12/1	IDAHO STATE	1/30	ARIZONA
12/4	at San Jose State	2/1	ARIZONA STATE
12/7	PORTLAND ST.	2/6	at California
12/14	FLORIDA	2/8	at Stanford
12/17	at Texas Tech	2/15	at Oregon
12/20	at SW Missouri St.	2/20	WASHINGTON
12/27	USC	2/22	WASHINGTON ST.
12/29	UCLA	2/27	at UCLA
1/2	at Arizona State	3/1	at USC
1/4	at Arizona	3/7-10	at Pac-10 Conf. Tournament
1/9	STANFORD		
1/11	CALIFORNIA		

2002-03 Opponents

Pepperdine University



Mark Trakh



Damaris Hinojosa

Nov. 25 - Malibu, Calif. - 7 p.m. PST

General Information

Location: Malibu, California
 Nickname: Waves
 Colors: Blue, Orange & White
 Enrollment: 8,000
 Conference: West Coast
 President: Andy Benton
 Athletic Director: Dr. John Watson
 Home Facility: Firestone Fieldhouse (3,104)

Sports Information

Women's Basketball SID: Al Barba
 E-Mail: abarba@pepperdine.edu
 Home Phone: (805) 241-1954
 Office Phone: (310) 506-4455
 Office Fax: (310) 506-4322
 Press Row Phone: (310) 506-5050
 Web Site: www.gowaves.pepperdine.edu

Coaching Staff

Head Coach: Mark Trakh
 Alma Mater: Long Beach State, 1981
 School Record: 160-102 (9 years)
 Career Record: 160-102 (9 years)
 Assistant Coaches: Jody Wynn, Derek Wynn, Sarah Richen

Team Information

2001-02 Overall Record: 23-8
 2001-02 Conf. Record/Finish: 11-3/first
 2001-02 Final Ranking: RV (AP) / RV (USA Today)
 2001-02 Postseason: NCAA first round
 Series Record: Arizona leads, 4-2
 Last Meeting: Nov. 18, 2001
 Result: at Arizona 81, Pepperdine 77
 Letterwinners Returning/Lost: 10/2
 Starters Returning/Lost: 3/2

Top Returning Players

Damaris Hinojosa G 5-10 Sr. 13.6 ppg 3.8 rpg
 Shandrika Lee G 5-6 Jr. 10.2 ppg 2.6 rpg
 Tamara McDonald G 5-7 Sr. 8.8 ppg 3.4 rpg

Top Newcomers

Kelsey Ball F Fr. Huntington Beach, CA
 Alicia Komaki G Fr. Fullerton, CA

2002-03 Schedule

11/22	XAVIER	1/11	GONZAGA
11/25	ARIZONA	1/16	at Santa Clara
11/29-30	PEPPERDINE THANKSGIVING CLASSIC	1/18	at San Diego
		1/25	at Loyola Marymount
		1/31	ST. MARY'S
12/4	USC	2/1	SAN FRANCISCO
12/7	at Oklahoma St.	2/6	at Gonzaga
12/14	UCLA	2/8	at Portland
12/16	CS-NORTHRIDGE	2/14	SAN DIEGO
12/20	at Connecticut	2/15	SANTA CLARA
12/28-29	PEPPERDINE HOLIDAY CLASSIC	2/22	LOYOLA MARYMOUNT
		2/28	at St. Mary's
1/3	at Portland State	3/1	at San Francisco
1/5	at Stanford	3/6-9	at West Coast Conf. Tournament
1/10	PORTLAND		

University of Southern California



Chris Gobrecht



Aisha Hollans

Jan. 16 - Tucson, Ariz. - 7 p.m.
 Feb. 16 - Los Angeles, Calif. - 2 p.m. PST

General Information

Location: Los Angeles, California
 Nickname: Trojans/Women of Troy
 Colors: Cardinal & Gold
 Enrollment: 28,600
 Conference: Pacific-10
 President: Dr. Steven Sample
 Athletic Director: Mike Garrett
 Home Facility: Los Angeles Sports Arena (15,509)

Sports Information

Women's Basketball SID: Vicky Hammond
 E-Mail: vhammond@usc.edu
 Home Phone: (310) 574-3226
 Office Phone: (213) 740-3808
 Office Fax: (213) 740-7584
 Press Row Phone: (213) 741-1341
 Web Site: www.usctrojans.com

Coaching Staff

Head Coach: Chris Gobrecht
 Alma Mater: USC, 1977
 School Record: 64-78 (5 years)
 Career Record: 396-281 (23 years)
 Assistant Coaches: Stacy McIntyre, Shannon Perry, Steve Brooks

Team Information

2001-02 Overall Record: 16-14
 2001-02 Conf. Record/Finish: 11-7/tied fourth
 2001-02 Final Ranking: None
 2001-02 Postseason: WNIT second round
 Series Record: USC leads, 36-12
 Last Meeting: Feb. 16, 2002
 Result: USC 71, at Arizona 64
 Letterwinners Returning/Lost: 7/4
 Starters Returning/Lost: 4/2

Top Returning Players

Ebony Hoffman F/C 6-2 Jr. 14.9 ppg 8.9 rpg
 Aisha Hollans G 5-9 Jr. 17.6 ppg 6.2 rpg
 Rachel Woodward F 6-1 So. 11.3 ppg 4.9 rpg

Top Newcomers

Rometra Craig G 5-10 Jr. Portola Valley, CA
 Meghan Gnekow G 5-11 Fr. Santa Ynez, CA

2002-03 Schedule

11/15-24	Preseason WNIT	1/16	at Arizona
11/23	NEW MEXICO	1/18	at Arizona State
11/29	NOTRE DAME	1/24	CALIFORNIA
12/4	at Pepperdine	1/26	STANFORD
12/8	at Connecticut	1/30	at Washington
12/14	TENNESSEE	2/1	at Washington State
12/19	at SMU	2/8	UCLA
12/21	at Colorado	2/14	ARIZONA STATE
12/27	at Oregon State	2/16	ARIZONA
12/29	at Oregon	2/20	at Stanford
1/3	WASHINGTON ST.	2/22	at California
1/5	WASHINGTON	2/27	OREGON
1/9	at UC Santa Barb.	3/1	OREGON STATE
1/12	at UCLA	3/7-10	at Pac-10 Tourm.

Stanford University



Tara VanDerveer



Nicole Powell

Dec. 29 - Stanford, Calif. - 2 p.m. PST
 Feb. 27 - Tucson, Ariz. - 7 p.m.

General Information

Location: Stanford, California
 Nickname: Cardinal
 Colors: Cardinal & White
 Enrollment: 13,075
 Conference: Pacific-10
 President: John Hennessy
 Athletic Director: Dr. Ted Leland
 Home Facility: Maples Pavilion (7,391)

Sports Information

Women's Basketball SID: Scott Leykam
 E-Mail: scottlh@stanford.edu
 Home Phone: (650) 858-1889
 Office Phone: (650) 723-0996
 Office Fax: (650) 725-2957
 Press Row Phone: (650) 723-4418
 Web Site: www.gostanford.com

Coaching Staff

Head Coach: Tara VanDerveer
 Alma Mater: Indiana, 1975
 School Record: 396-105 (16 years)
 Career Record: 548-156 (23 years)
 Associate Head Coach: Amy Tucker
 Assistant Coaches: Karen Middleton, Julie Rousseau

Team Information

2001-02 Overall Record: 32-3
 2001-02 Conf. Record/Finish: 18-0/first
 2001-02 Final Ranking: No. 5 (AP)/ No. 8 (USA Today)
 2001-02 Postseason: NCAA Sweet Sixteen
 Series Record: Stanford leads, 33-10
 Last Meeting: Jan. 24, 2002
 Result: Stanford 76, at Arizona 62
 Letterwinners Returning/Lost: 8/6
 Starters Returning/Lost: 3/2

Top Returning Players

Nicole Powell F 6-2 Jr. 14.1 ppg 8.5 rpg
 Kelley Suminski G 5-9 So. 7.6 ppg 2.0 rpg
 T'Nae Thiel F 6-1 So. 6.3 ppg 5.7 rpg

Top Newcomers

Clare Bodensteiner G 5-8 Fr. Rupert, ID
 Eziamaka Okafor F 6-0 Fr. Rolla, MO

2002-03 Schedule

11/22	RUTGERS	1/24	at UCLA
11/24	at San Francisco	1/26	at USC
11/29-30	STANFORD TOURNAMENT	1/29	CALIFORNIA
		2/1	at California
12/14	at Pacific	2/6	OREGON
12/18	at Tennessee	2/8	OREGON STATE
12/21	at Boston Univ.	2/13	at Washington
12/27	ARIZONA STATE	2/15	at Washington State
12/29	ARIZONA	2/20	USC
1/3	OKLAHOMA	2/22	UCLA
1/5	PEPPERDINE	2/27	ARIZONA
1/9	at Oregon State	3/1	ARIZONA STATE
1/11	at Oregon	3/7-10	at Pac-10 Conf. Tournament
1/16	WASHINGTON ST.		
1/18	WASHINGTON		

UCLA



Kathy Olivier



Michelle Greco

Jan. 18 - Tucson, Ariz. - 2 p.m.
Feb. 14 - Los Angeles, Calif. - 7 p.m. PST

General Information

Location: Los Angeles, California
Nickname: Bruins
Colors: Blue & Gold
Enrollment: 36,890
Conference: Pacific-10
Chancellor: Dr. Albert Carnesale
Athletic Director: Daniel Guerrero
Home Facility: Pauley Pavilion (12,650)

Sports Information

Women's Basketball SIDs: Steve Rourke & Liza David
E-Mail: srouрке@athletics.ucla.edu
l david@athletics.ucla.edu
Office Phone: (310) 206-6831
Office Fax: (310) 825-8664
Press Row Phone: (310) 825-1899
Web Site: www.uclabruins.com

Coaching Staff

Head Coach: Kathy Olivier
Alma Mater: UNLV, 1983
School Record: 130-128 (9 years)
Career Record: 130-128 (9 years)
Assistant Coaches: Pam Walker, Tia Jackson, Theon Carrier

Team Information

2001-02 Overall Record: 9-20
2001-02 Conf. Record/Finish: 4-14/eighth
2001-02 Final Ranking: None
2001-02 Postseason: None
Series Record: UCLA leads, 34-14
Last Meeting: Feb. 14, 2002
Result: at Arizona 77, UCLA 62
Letterwinners Returning/Lost: 10/3
Starters Returning/Lost: 4/1

Top Returning Players

Michelle Greco	G	5-9	Sr.	23.6 ppg	5.0 rpg
Whitney Jones	F	5-10	Jr.	9.5 ppg	5.2 rpg
Natalie Nakase	G	5-2	Sr.	7.9 ppg	5.1 apg

Top Newcomers

Ortal Oren	G/F	5-9	Fr.	Rishon-Lezion, Israel
Nikki Blue	G	5-8	Fr.	Bakersfield, CA

2002-03 Schedule

11/23-24	at Hawaii Tour.	1/18	at Arizona
11/30-21/1	at UNLV Tour.	1/24	STANFORD
12/3	ST. MARY'S	1/26	CALIFORNIA
12/6	at Georgia	1/30	at Washington State
12/14	at Pepperdine	2/1	at Washington
12/19	BAYLOR	2/8	at USC
12/21	CS NORTHRIDGE	2/14	ARIZONA
12/27	at Oregon	2/16	ARIZONA STATE
12/29	at Oregon State	2/20	at California
1/3	WASHINGTON	2/22	at Stanford
1/5	WASH. STATE	2/27	OREGON STATE
1/12	USC	3/1	OREGON
1/16	at Arizona State	3/7-10	at Pac-10 Tour.

University of Washington



June Daugherty



Giuliana Mendiola

Jan. 11 - Seattle, Wash. - 1 p.m. PST
Feb. 6 - Tucson, Ariz. - 7 p.m.

General Information

Location: Seattle, Wash.
Nickname: Huskies
Colors: Purple & Gold
Enrollment: 25,000
Conference: Pacific-10
President: Dr. Richard McCormick
Athletic Director: Barbara Hedges
Home Facility: Bank of America Arena (10,000)

Sports Information

Women's Basketball SID: Erin Rowley
E-Mail: TBA
Home Phone: TBA
Office Phone: (206) 543-2230
Office Fax: (206) 543-5000
Press Row Phone: (206) 543-2230
Web Site: www.gohuskies.com

Coaching Staff

Head Coach: June Daugherty
Alma Mater: Ohio State, 1978
School Record: 100-78 (6 years)
Career Record: 223-152 (13 years)
Assistant Coaches: Sunny Smallwood, Mike Daugherty, Shimmy Gray

Team Information

2001-02 Overall Record: 19-12
2001-02 Conf. Record/Finish: 12-6/tied second
2001-02 Final Ranking: None
2001-02 Postseason: WNIT third round
Series Record: Washington leads, 24-9
Last Meeting: Feb. 7, 2002
Result: at Washington 77, Arizona 73
Letterwinners Returning/Lost: 7/1
Starters Returning/Lost: 5/0

Top Returning Players

Loree Payne	G	6-0	Sr.	14.3 ppg	3.1 rpg
Giuliana Mendiola	G	5-11	Jr.	12.5 ppg	5.5 rpg
Andrea Lalum	C	6-4	Jr.	11.4 ppg	5.8 rpg

Top Newcomers

Erica Schelly	G	5-11	Fr.	Fort Collins, CO
Angie Jones	G	5-9	Fr.	Seattle, WA


2002-03 Schedule

11/22	at Boise State	1/18	at Stanford
11/24	at Texas Tech	1/23	OREGON
11/29-30	SEATTLE TIMES CLASSIC	1/25	OREGON STATE
12/2	WISCONSIN	1/30	USC
12/6-7	at Pac-10/Big Ten Challenge	2/1	UCLA
12/20	SAN FRANCISCO	2/6	at Arizona
12/22	IOWA STATE	2/8	at Arizona State
12/28	at Washington St.	2/13	STANFORD
1/2	at UCLA	2/15	CALIFORNIA
1/4	at USC	2/20	at Oregon State
1/9	ARIZONA STATE	2/22	at Oregon
1/11	ARIZONA	3/1	WASHINGTON ST.
1/16	at California	3/7-10	at Pac-10 Conf. Tournament

Washington State University



Sherri Murrell



Jessica Perry

Jan. 9 - Pullman, Wash. - 7 p.m. PST
Feb. 8 - Tucson, Ariz. - 2 p.m.

General Information

Location: Pullman, Washington
Nickname: Cougars
Colors: Crimson & Gray
Enrollment: 22,000
Conference: Pacific-10
President: V. Lane Rawlins
Athletic Director: Jim Sterk
Home Facility: Friel Court (12,058)

Sports Information

Women's Basketball SID: Jason Krump
E-Mail: jkrump@wsu.edu
Home Phone: (509) 332-1431
Office Phone: (509) 335-2684
Office Fax: (509) 335-0267
Press Row Phone: (509) 335-2684
Web Site: www.wsucougars.com

Coaching Staff

Head Coach: Sherri Murrell
Alma Mater: Pepperdine, 1991
School Record: First year
Career Record: 68-46 (4 years)
Assistant Coaches: Mark Lewis, Lisa Fisher, Christopher Holland

Team Information

2001-02 Overall Record: 2-27
2001-02 Conf. Record/Finish: 0-18/tenth
2001-02 Final Ranking: None
2001-02 Postseason: None
Series Record: Washington State leads, 17-15
Last Meeting: Feb. 9, 2002
Result: Arizona 106, at Washington St. 60
Letterwinners Returning/Lost: 8/4
Starters Returning/Lost: 2/2

Top Returning Players

Jessica Perry	G	5-6	So.	6.8 ppg	2.6 rpg
Candace Fields	C	6-2	Jr.	5.0 ppg	3.9 rpg
Jessica Ottmar	G/F	6-0	Sr.	3.8 ppg	2.6 rpg

Top Newcomers

Bianca McCall	F	6-1	Jr.	Santa Rosa, CA
Lindsey Bogachus	C	6-2	Fr.	Bellevue, WA

2002-03 Schedule

11/22	WYOMING	1/23	OREGON STATE
11/25	at Montana State	1/25	OREGON
11/29-30	at Fla. Int'l. Tour.	1/30	UCLA
12/4	EASTERN WASH.	2/1	USC
12/11	at Gonzaga	2/6	at Arizona State
12/14	at Montana	2/8	at Arizona
12/21	UTAH	2/13	CALIFORNIA
12/28	WASHINGTON	2/15	STANFORD
1/3	at USC	2/20	at Oregon
1/5	at UCLA	2/22	at Oregon State
1/9	ARIZONA	2/27	IDAHO
1/11	ARIZONA STATE	3/1	at Washington
1/16	at Stanford	3/7-10	at Pac-10 Conf. Tournament
1/18	at California		

2002-03 Opponents

University of Wisconsin



Jane Albright



Emily Ashbaugh

Jan. 26 - Madison, Wisc. - 1:30 p.m. CST

General Information

Location: Madison, Wisconsin
 Nickname: Badgers
 Colors: Cardinal & White
 Enrollment: 41,511
 Conference: Big Ten
 Chancellor: John Wiley
 Athletic Director: Pat Richter
 Home Facility: Kohl Center (17,142)

Sports Information

Women's Basketball SID: Tam Flarup
 E-Mail: tjf@athletics.wisc.edu
 Home Phone: (608) 238-3650
 Office Phone: (608) 263-5502
 Office Fax: (608) 265-8051
 Press Row Phone: (608) 265-4333
 Web Site: www.uwbadgers.com

Coaching Staff

Head Coach: Jane Albright
 Alma Mater: Appalachian State, 1977
 School Record: 154-86 (8 years)
 Career Record: 342-196 (18 years)
 Assistant Coaches: Kate Peterson, Erica Lang-Montgomery, Al Brown

Team Information

2001-02 Overall Record: 19-12
 2001-02 Conf. Record/Finish: 8-8/tied fifth
 2001-02 Final Ranking: RV (AP) / RV (USA Today)
 2001-02 Postseason: NCAA first round
 Series Record: Arizona leads, 1-0
 Last Meeting: Nov. 24, 1984
 Result: Arizona 67, vs. Wisconsin 64
 Letterwinners Returning/Lost: 8/4
 Starters Returning/Lost: 2/3

Top Returning Players

Emily Ashbaugh	C	6-5	Jr.	6.7 ppg	4.8 rpg
Kristi Seeger	F	6-0	Sr.	3.8 ppg	3.9 rpg
Stephanie Rich	G	5-11	So.	3.2 ppg	2.4 rpg

Top Newcomers

Ashley Josephson	G	5-8	Fr.	Onalaska, WI
Annie Nelson	F	6-1	Fr.	Hudson, WI

2002-03 Schedule

11/22	at Northern Illinois	1/22	at Iowa
11/24	UW-GREEN BAY	1/24	at Indiana
11/29-30	at Pepperdine	1/26	ARIZONA
	Tournament	1/30	at Northwestern
12/2	at Washington	2/2	MICHIGAN
12/5	BALL STATE	2/6	MICHIGAN STATE
12/14	at Drake	2/9	at Ohio State
12/30	SAN FRANCISCO	2/13	at Michigan
1/2	PENN STATE	2/16	INDIANA
1/5	MARQUETTE	2/23	IOWA
1/7	EA. ILLINOIS	2/27	at Minnesota
1/9	PURDUE	3/2	at Penn State
1/12	at Illinois	3/6-10	at Big Ten
1/16	OHIO STATE		Tournament
1/19	ILLINOIS		

2003 State Farm Pacific-10 Conference Women's Basketball Tournament

March 7-10, 2003
 HP Pavilion - San Jose, California



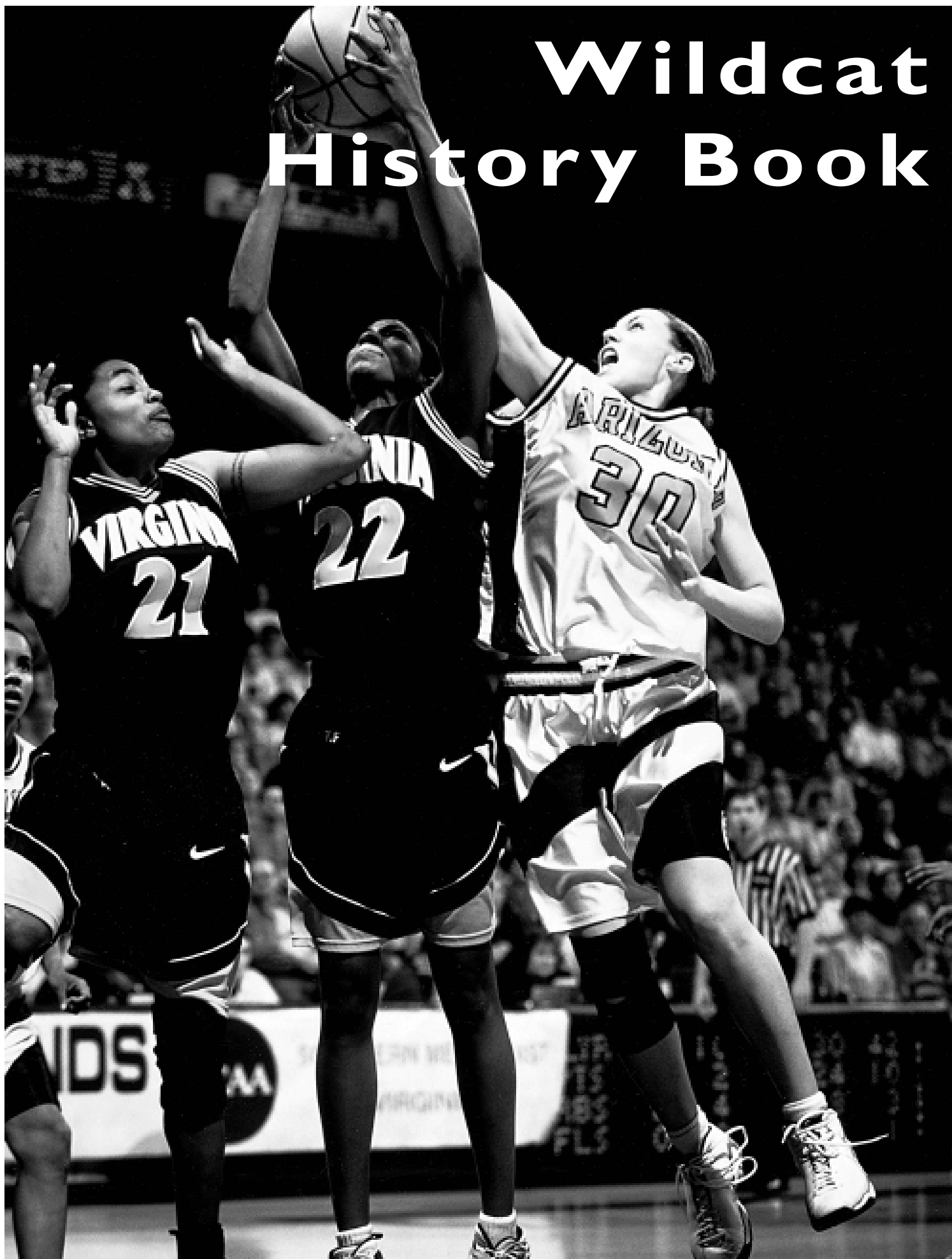
After a hugely successful debut at McArthur Court in Eugene, Ore., last season, the State Farm Pacific-10 Conference Women's Basketball Tournament has been moved to the Bay Area for the 2002-03 season. The second annual tournament will be held Friday through Monday, March 7-10, at the HP Pavilion in San Jose, Calif.

At stake is the Pac-10 Tournament trophy, and with it the league's automatic NCAA Tournament berth.

A year ago, it was the Arizona State Sun Devils who escaped with the tournament title, edging the Stanford Cardinal in the championship game. Both teams advanced to the NCAA Tournament, with Stanford reaching the Sweet Sixteen for the 11th time in school history.



Wildcat History Book



McKale Memorial Center



Yearly Records and Attendance in McKale Center

Year	W	L	Pct.	Total Att.	Avg. Att.
1977	1	5	.167	n/a	n/a
1978	4	5	.444	n/a	n/a
1979	2	6	.250	n/a	n/a
1980	3	9	.250	n/a	n/a
1981	0	11	.000	3,700	336
1982	4	8	.333	2,600	217
1983	4	7	.364	n/a	n/a
1984	6	7	.462	2,850	219
1985	4	8	.333	2,758	230
1986	9	3	.750	5,725	477
1987	6	6	.500	5,759	480
1988	4	8	.333	4,499	375
1989	9	5	.643	4,977	356
1990	9	6	.600	10,070	671
1991	2	12	.143	7,660	547
1992	6	8	.429	19,328	1,380
1993	9	7	.563	27,364	1,710
1994	8	6	.571	23,129	1,652
1995	8	7	.533	21,262	1,417
1996	13	3	.813	28,334	1,771
1997	11	3	.786	23,524	1,680
1998	14	1	.933	36,378	2,425
1999	11	3	.786	34,012	2,429
2000	12	3	.800	38,333	2,556
2001	15	2	.882	38,181	2,246
2002	9	6	.600	32,491	2,166
Totals	183	155	.541		

McKale Memorial Center, the home of Wildcat basketball, is just one of the showcase athletic facilities on the campus and one of the finest arenas in the country.

McKale Center opened in February of 1973 with a seating capacity of 13,658, and capacity fluctuated from 14,341 after seats were added in the mid-70s to a 1984 installation of chair-back seating that reduced capacity to 13,316. Elimination of all bleacher seating dropped the level to 13,124 in 1986; additional seats added throughout the 1990s pushed the capacity to its current figure of 14,545.

The facility is named in memory of the late J.F. "Pop" McKale, who was UA athletic director and coach from 1914 to 1957. McKale died in 1967 at the age of 79.

Before McKale Center was completed, the home court of the Wildcats for nearly half a century was Bear Down Gym, which opened as University Gymnasium in 1927 but took its eventual name from the legendary words of John "Button" Salmon, who asked J.F. McKale to "Tell them... Tell the team to bear down," from his deathbed after a 1926 auto accident fatally injured the football quarterback.

The women's basketball team split playing time between Bear Down Gym and the Women's Gym in the Women's P.E. Building, which is now known as

the Gittings Building. The building was re-named in honor of Ina Gittings, who was the driving force behind the formation of women's physical education and athletics on campus from 1921 through 1951.

Construction on McKale Center was under way in the fall of 1970, and the first varsity event was held Feb. 1, 1973, as the Arizona men's basketball team defeated WAC rival Wyoming, 87-69. The official dedication program took place Nov. 30, 1973, when the men whipped Illinois, 101-80.

The women's basketball team began play in McKale Center on Dec. 11, 1976, with a 92-62 loss to New Mexico State. The Wildcat women went on to log a 1-5 record on their home court that year. Since that time, the Arizona women have notched a 183-155 overall record in McKale, including an 85-21 tally over the last seven seasons combined and a school-record 14-1 home court mark in 1998.

In recent years, facelifts put sophisticated computerized message boards spanning the upper deck on both sides of the court and installed padded press row and officials' tables complete with computer-driven scoreboards. The 1992 season brought a new electronic age to McKale with four huge video replay screens in each upper corner.

A project finished early in the

summer of 1998 was the complete replacement of the 22,000 square-foot main floor. The old floor, which had been in place for 15 years, was replaced by a "fixed floating" system - with the floor actually "floating" on channels raised up from the solid concrete subsurface. This \$350,000 undertaking was accomplished with assistance of Shamrock Contracting, which marketed memorabilia produced from the old McKale floor.

The most recent addition to McKale Center was a new center-hung scoreboard/video board, which was installed in August of 2001. The video element of the system provides fans with a clarity far superior to most other LED video displays now operating in other arenas. The new system also displays the game information such as game time and score, and because of the new configuration, fans no longer have to look to different spots in the arena to see video replays and game information. In addition, the old applause meters, which were hung on the upper concourse east and west sides of McKale, were replaced with 40-foot LED displays.

McKale has been the scene of several major national sporting events such as the men's basketball NCAA West Regionals in March 1974 and in March 1980, the NCAA Wrestling Championships in March 1976, and NCAA first- and second-round men's basketball action in 1979, 1987, 1989, 1991, 1993, 1997 and 2000. In 1998, the Wildcat women played host to NCAA first- and second-round women's basketball tournament games for the first time in school history.

The facility, which cost some \$8.1 million to build in 1970-72, is 428 feet long, 339 feet wide and 77 feet from the floor to the parapet. McKale Center houses the entire off-field operation of the University's athletic department. The three levels in McKale include equipment rooms, a training and rehabilitation center, locker rooms, storage areas, ticket operations, academic services, computer lab facilities and administrative offices.

Top-20 Crowds for Arizona Women's Basketball in McKale Center

	Att.	Contest/Result	Date
1.	5,272	Oregon 75, Arizona 71	3/4/00
2.	4,693	Arizona 94, Virginia 77 *	3/15/98
3.	4,453	Arizona State 70, Arizona 67 OT	2/24/01
4.	4,123	Stanford 90, Arizona 65	3/6/97
5.	4,111	Arizona State 73, Arizona 72	1/23/93
6.	4,094	Arizona State 84, Arizona 82	2/14/92
7.	3,850	Arizona 75, Santa Clara 63 *	3/13/98
8.	3,710	Stanford 77, Arizona 55	1/6/96
9.	3,510	Arizona 84, Oregon 68	2/2/02
10.	3,507	Arizona 77, USC 61	2/18/01
11.	3,440	UCLA 84, Arizona 77	1/2/99
12.	3,335	Arizona 72, Notre Dame 70	11/24/01
13.	3,310	Arizona 84, Washington 58	2/4/99
14.	3,210	Arizona 79, Arizona State 71	1/7/95
15.	3,130	Arizona 84, UCLA 73	3/7/98
16.	3,108	Arizona 81, Kansas 73	12/29/00
17.	3,103	Arizona 88, Washington 72	1/13/01
18.	3,092	Arizona 91, Oregon State 60	1/23/99
19.	3,076	Purdue 65, Arizona 58	11/19/98
20.	3,075	UCLA 79, Arizona 68	1/20/00
	3,075	Arizona 77, Arizona State 67	3/7/87


* NCAA Tournament game



McKale Memorial Center Single Game Records



Brenda Pantoja
(1992-96)



Reshea Bristol
(1998-2001)

Individual Records

Field Goals Made: 17, Karon Howell, USC vs. Arizona, 2/18/89

Field Goals Attempted: 31, twice, last by Falisha Wright, San Diego St. vs. Ariz., 1/11/93

Field Goal Percentage: (*minimum 15 attempts*)
.941 (16-17), Kayte Christensen, UC Santa Barbara vs. Arizona, 1/14/02

Three-Point Field Goals Made: 8, Danielle Viglione, Texas vs. Ariz., 12/21/93

Three-Point Field Goals Attempted:
16, Lindsay Logan, Fresno State vs. Bowling Green, 12/9/00

Three-Point FG Percentage: (*min. 5 attempts*)
.857 (6-7) Kristi Fulton, Fresno St. vs. Arizona, 12/9/94

Free Throws Made: 21, Cheryl Miller, USC vs. Arizona, 2/28/85

Free Throws Attempted: 26, Cheryl Miller, USC vs. Arizona, 2/28/85

Free Throw Percentage: (*min. 12 attempts*)
1.000 (15-15) Jennifer Bennett, California vs. Arizona, 2/28/87

1.000 (12-12) Adia Barnes, Arizona vs. Texas A&M, 12/10/97

Rebounds: 27, Kym Hampton, Arizona State vs. Arizona, 2/27/81

Points: 46, Karon Howell, USC vs. Ariz., 2/18/89

Assists:
16, Reshea Bristol, Arizona vs. Wash., 1/13/01
16, Brenda Pantoja, Arizona vs. UCLA, 2/15/96

Turnovers: 15, Carissa Meyer, Nevada vs. Arizona, 12/11/94

Blocked Shots: 6, Leslie Martin, Arizona vs. UC Irvine, 12/14/81

Steals: 9, five times, last by Brenda Pantoja, Arizona vs. Southern Utah, 12/13/95

Team Records

Most Field Goals Made: 50, USC vs. Arizona, 1/16/80

Fewest Field Goals Made: 11, Cal St. Fullerton vs. Arizona, 12/8/95

Most Field Goals Attempted: 99, Arizona State vs. Arizona, 11/24/78

Fewest Field Goals Attempted: 40, Utah State vs. Arizona, 1/11/86

Highest FG Percentage: (*min. 50 attempts*)
.647 (44-68) So. Calif. vs. Arizona, 1/9/87

Lowest Field Goal Percentage:
.194 (13-67) Arizona vs. CS Fullerton, 2/8/80

Most Three-Point Field Goals Made:
13, twice, last by Stanford vs. Arizona, 1/8/00

Most Three-Point FG Attempted:
32, twice, last Arizona vs. UCSB, 1/14/02

Highest Three-Point Field Goal Percentage:
(*minimum 10 attempts*)

.714 (10-14) Fresno St. vs. Arizona, 12/9/94

Most Free Throws Made: 40, USC vs. Arizona, 2/28/87

Fewest Free Throws Made: 1, twice, last by California vs. Arizona, 1/6/00

Most Free Throws Attempted: 51, St. Mary's vs. Western Illinois, 12/3/93

Fewest Free Throws Attempted: 2, twice, last by California vs. Arizona, 1/6/00

Highest Free Throw Pct.: (*min. 20 attempts*)
1.000 (20-20) Ariz. vs. Notre Dame, 11/24/01

Lowest Free Throw Percentage: .182 (2-11)
Arizona vs. Oklahoma State, 12/4/94

Most Rebounds: 68, Arizona vs. Cal State Fullerton, 12/8/95

Fewest Rebounds: 19, Ariz. vs. UCLA, 1/17/81

Largest Rebounding Margin: +40 (61-21) Utah vs. Arizona, 1/27/79

Most Personal Fouls: 38, Arizona State vs. Arizona, 11/24/78

Fewest Personal Fouls: 8, three times, last Oregon vs. Arizona, 1/26/96

Most Points in a Game: 113, Stanford vs. Arizona, 2/24/90

Most Points in the First Half: 62, Stanford vs. Arizona, 1/24/91

Most Points in the Second Half: 63, twice, last Stanford vs. Arizona, 2/24/90

Most Points in Overtime: 17, Arizona vs. California, 2/22/90

Fewest Points in a Game: 33, Cal St. Fullerton vs. Arizona, 12/8/95

Fewest Points in the First Half: 13, Cal State Fullerton vs. Arizona, 12/8/95

Fewest Points in the Second Half: 13, Arizona vs. Oklahoma State, 12/4/94

Largest Scoring Margin: +60 (111-51) USC vs. Arizona, 1/16/81

Most Assists: 33, USC vs. Arizona, 1/16/81

Fewest Assists: 3, four times, last by Wyoming vs. Arizona, 12/27/92

Most Turnovers: 46, twice, last by Arizona vs. USC, 1/16/81

Fewest Turnovers: 6, three times, last by San Francisco vs. Wyoming, 12/3/95

Most Blocked Shots: 15, Arizona vs. UC Irvine, 12/14/81

Most Steals: 26, three times, last by Arizona vs. No. Arizona, 12/15/90

Fewest Steals: 0, Stanford vs. Ariz., 2/4/84

(Records are from the 1976-77 season to present.)

Fiesta Bowl Women's Basketball Classic



The 2000-01 Wildcats won their seventh title in the 11-year history of the Arizona Basketball Classic.

Fiesta Bowl Basketball Classic All-Tournament Teams

1991-92

Sheri Stemple (Portland State), Laura Northrop (Portland State), Ginny Doyle (Richmond), Megan Magee (Arizona), Margo Clark (Arizona)
MVP: Sheri Stemple (Portland State)

1992-93

Megan Magee (Arizona), Robin Massari (Fairfield), Lucie Fontanella (Providence), Kina Brown (Western Michigan), Kate Ambromovitch (Fairfield)
MVP: Stacie Tave (Arizona)

1993-94

Oberon Pitterson (Western Illinois), Keri Schwenke (Eastern Washington), Kim Conway (Arizona), Joy Durand (St. Mary's), Jacinda Sweet (Arizona)
MVP: Stacie Tave (Arizona)

1994-95

Cornelia Gayden (Louisiana State), Atina Harris (Arizona), Brenda Pantoja (Arizona), Alicia Sheeler (Rutgers), Yogi York (Oklahoma State)
MVP: Dawn Burnett (Oklahoma State)

1995-96

Brittany Lindhe (San Francisco), Adia Barnes (Arizona), Tracy Conner (Wake Forest), Gretchen Hollifield (Wake Forest), Andrea Constand (Arizona)
MVP: Brenda Pantoja (Arizona)

1996-97

Marte Alexander (Arizona), Adia Barnes (Arizona), Allison Feaster (Harvard), Natasha Johnson (San Jose State), Kasia McClendon (Southern Illinois)
MVP: Lisa Griffith (Arizona)

1997-98

Marte Alexander (Arizona), DeAngela Minter (Arizona), Charlie Rogers (Nebraska), LaTeesha Hill (Wichita State), Tesha Tinsley (Northeastern)
MVP: Adia Barnes (Arizona)

1998-99

Julie Brase (Arizona), Lisa Griffith (Arizona), Monica Maxwell (Louisiana Tech), Desiree Francis (Iowa State), Megan Taylor (Iowa State)
MVP: Tamicha Jackson (Louisiana Tech)

1999-2000

Angela Lackey (Arizona), Jamie Thomatis (Middle Tennessee), Rolanda Wilson (Texas Southern), Rainey Alting (Indiana), Jill Chapman (Indiana)
MVP: Tatum Brown (Arizona)

2000-01

Dana Western (Bowling Green), Lindsay Logan (Fresno State), Aimee Grzyb (Arizona), Krista Warren (Arizona), Elizabeth Pickney (Arizona)
MVP: Reshea Bristol (Arizona)

2001-02

Dee-Dee Wheeler (Arizona), Brooke Stewart (Pittsburgh), Katie O'Keefe (Holy Cross), Jessie Stomski (Wisconsin), Tamara Moore (Wisconsin)
MVP: Kyle Black (Wisconsin)

Fiesta Bowl Women's Basketball Classic Results


Nov. 29 & 30, 1991	First Round	Portland State 72, Richmond 71 Arizona 82, New Mexico 53
	Third Place Championship	Richmond 70, New Mexico 55 Portland State 85, Arizona 76
Dec. 27 & 29, 1992	First Round	Providence 82, Fairfield 79 Arizona 76, Western Michigan 48
	Third Place Championship	Western Michigan 77, Fairfield 77 Arizona 70, Providence 68
Dec. 3 & 5, 1993	First Round	St. Mary's 75, Western Illinois 66 Arizona 89, Eastern Washington 68
	Third Place Championship	Western Illinois 68, Eastern Washington 60 Arizona 75, St. Mary's 63
Dec. 2 & 4, 1994	First Round	Oklahoma State 77, Rutgers 60 Arizona 71, Louisiana State 62
	Third Place Championship	Rutgers 82, Louisiana State 72 Oklahoma State 64, Arizona 40
Dec. 1 & 3, 1995	First Round	Wake Forest 76, San Francisco 75 Arizona 80, Wyoming 61
	Third Place Championship	San Francisco 68, Wyoming 44 Arizona 63, Wake Forest 47
Dec. 6 & 8, 1996	First Round	Harvard 76, Southern Illinois 52 Arizona 90, San Jose State 55
	Third Place Championship	Southern Illinois 78, San Jose State 55 Arizona 82, Harvard 45
Dec. 5 & 7, 1997	First Round	Nebraska 71, Wichita State 69 Arizona 96, Northeastern 49
	Third Place Championship	Wichita State 66, Northeastern 49 Arizona 68, Nebraska 56
Dec. 4 & 6, 1998	First Round	Louisiana Tech 89, Iowa State 60 Arizona 85, Sam Houston State 72
	Third Place Championship	Iowa State 82, Sam Houston State 56 Louisiana Tech 85, Arizona 72
Dec. 10 & 12, 1999	First Round	Indiana 81, Middle Tennessee 68 Arizona 96, Texas Southern 46
	Third Place Championship	Middle Tennessee 76, Texas Southern 55 Arizona 87, Indiana 70
Dec. 8 - 10, 2000	Game One	Arizona 99, Bowling Green 43
	Game Two	Bowling Green 83, Fresno State 73
	Game Three	Arizona 92, Fresno State 55
Nov. 30-Dec. 2, 2001	First Round	Wisconsin 92, Pittsburgh 75 Holy Cross 83, Arizona 74
	Third Place Championship	Pittsburgh 81, Arizona 80 Wisconsin 80, Holy Cross 71

Fiesta Bowl Women's Basketball Classic Records

Angela Lackey
(1999-2000)



Marte Alexander
(1995-98)



Individual Records

Points Scored

One Game: 33, Cornelia Gayden, LSU vs. Rutgers, 12/4/94

Two Games: 59, Cornelia Gayden, LSU, 1994

Field Goals Made

One Game: 14, Tracy Connon, Wake Forest vs. San Francisco, 12/1/95

Two Games: 20, twice, last by Desiree Francis, Iowa State, 1998

Field Goals Attempted

One Game: 28, Lindsay Logan, Fresno State vs. Bowling Green, 12/9/00

Two Games: 54, Cornelia Gayden, LSU, 1994

Field Goal Percentage (min. 10 attempts)

One Game: .800 (8-10), three times, last by Angela Lackey, Arizona vs. Louisiana Tech, 12/6/98

Two Games: .769 (10-13), twice, last by Felecity Willis, Arizona, 1998

Three-Point Field Goals Made

One Game: 7, twice, last by Tamicha Jackson, Louisiana Tech vs. Arizona, 12/6/98

Two Games: 11, Cornelia Gayden, LSU, 1994

Three-Point Field Goals Attempted

One Game: 16, Lindsay Logan, Fresno State vs. Bowling Green, 12/9/00

Two Games: 25, twice, last by Lindsay Logan, Fresno State, 2000

Three-Point Field Goal Percentage

One Game: 1.000 (4-4), twice, last by Julie Brase, Arizona vs. Louisiana Tech, 12/6/98

Two Games: .666 (9-15), Tracy Connon, Wake Forest, 1995

Free Throws Made

One Game: 15, Joy Durand, St. Mary's vs. Western Illinois, 12/3/93

Two Games: 17, Joy Durand, St. Mary's, 1993

Free Throws Attempted

One Game: 18, Joy Durand, St. Mary's vs. Western Illinois, 12/3/93

Two Games: 22, Joy Durand, St. Mary's, 1993

Free Throw Percentage (min. 8 attempts)

One Game: 1.000 (8-8), twice, last by Cori McDill, Nebraska vs. Wichita State, 12/5/97

Two Games: 1.000 (10-10), twice, last by Elizabeth Pickney, Arizona, 2000

Most Rebounds

One Game: 17, Megan Magee, Arizona vs. Portland State, 11/30/91

Two Games: 27, Megan Magee, Arizona, 1991

Most Assists

One Game: 12, twice, last by Amy Sheiron, Sam Houston State vs. Arizona, 12/4/98

Two Games: 20, Brenda Pantoja, Arizona, 1995

Most Steals

One Game: 9, Stacie Tave, Arizona vs. Eastern Washington, 12/3/93

Two Games: 10, Reshea Bristol, Arizona, 2000

Most Blocked Shots

One Game: 4, twice, last by Marte Alexander, Arizona vs. Nebraska, 12/7/97

Two Games: 6, Marte Alexander, Arizona, 1997

Most Turnovers

One Game: 10, twice, last by Tesha Tinsley, Northeastern vs. Arizona, 12/5/97

Two Games: 14, Jessica DiMaria, Northeastern, 1997

Most Personal Fouls

Two Games: 10, Barbara Hudson, St. Mary's, 1993

Team Records

Points Scored

Half: 60, Arizona vs. San Jose State, 12/6/96

One Game: 96, twice, last by Arizona vs. Texas Southern, 12/10/99

Two Games: 191, Arizona, 2000

Fewest Points

Half: 16, Wyoming vs. San Francisco, 12/3/95

One Game: 44, Wyoming vs. San Francisco, 12/3/95

Two Games: 98, Northeastern, 1997

Field Goals Made

One Game: 37, twice, last by Louisiana Tech vs. Iowa State, 12/4/98

Two Games: 73, Arizona, 2000

Field Goals Attempted

One Game: 84, Arizona vs. Portland State, 11/30/91

Two Games: 159, Arizona, 1991

Field Goal Percentage

One Game: .607 (34-56), Arizona vs. Sam Houston State, 12/4/98

Two Games: .569 (58-102), Arizona, 1998

3-Point Field Goals Made

One Game: 11, twice, last by Louisiana Tech vs. Arizona, 12/6/98

Two Games: 18, twice, last by Louisiana Tech, 1998

3-Point Field Goals Attempted

One Game: 25, twice, last by Louisiana Tech vs. Arizona, 12/6/98

Two Games: 47, Louisiana Tech, 1998

3-Point FG Percentage (min. 8 attempts)

One Game: .625 (5-8), Arizona vs. Harvard, 12/8/96

Two Games: .565 (13-23), Arizona, 1998

Free Throws Made

One Game: 39, St. Mary's vs. We. Illinois, 12/3/93

Two Games: 45, St. Mary's, 1993

Free Throws Attempted

One Game: 51, St. Mary's vs. We. Illinois, 12/3/93

Two Games: 62, St. Mary's, 1993

Free Throw Percentage (min. 10 attempts)

One Game: .923 (12-13), twice, last by Richmond vs. New Mexico, 11/30/91

Two Games: .868 (25-29), Richmond, 1991

Most Rebounds

One Game: 60, Arizona vs. Portland State, 11/30/91

Two Games: 111, Arizona, 1992

Fewest Rebounds

One Game: 20, Sam Houston State vs. Ariz., 12/4/98

Two Games: 45, Sam Houston State, 1998

Most Assists

One Game: 27, Arizona vs. Texas Southern, 12/10/99

Two Games: 49, Arizona, 1999

Most Steals

One Game: 25, Arizona vs. Northeastern, 12/5/97

Two Games: 41, Arizona, 1997

Most Blocked Shots

One Game: 7, Middle Tennessee vs. Indiana, 12/10/99

Two Games: 9, three times, last by Middle Tenn., 1999

Most Turnovers

One Game: 41, Northeastern vs. Arizona, 12/5/97

Two Games: 62, Northeastern, 1997

Fewest Turnovers

One Game: 6, San Francisco vs. Wyoming, 12/3/95

Two Games: 25, Louisiana Tech, 1998

Most Personal Fouls

One Game: 36, We. Illinois vs. St. Mary's, 12/3/93

Two Games: 48, Western Illinois, 1993

Fewest Personal Fouls

One Game: 8, San Francisco vs. Wyoming, 12/3/95

Two Games: 20, San Francisco, 1995

Most Disqualifications

One Game: 4, Western Illinois vs. St. Mary's, 12/3/93

Two Games: 4, Western Illinois, 1993

School Records - Individual

Games Played

Career: 122, Lisa Griffith, 1997-2000
122, Felecity Willis, 1997-2000

Games Started

Career: 112, Elizabeth Pickney, 1999-2002

Minutes Played

Season: 1261, Yolanda Turner, 1987
Career: 3708, Regina Grennan, 1987-90

Minutes Played Average

Season: 37.7, Brenda Pantoja, 1996
Career: 32.5, Regina Grennan, 1987-90

Field Goals Made

Game: 15, Adia Barnes vs. Arizona St., 1/7/95
15, Jill Longanecker vs. Northern Colorado, 2/24/79
Season: 249, Adia Barnes, 1998
Career: 881, Adia Barnes, 1995-98

Field Goals Attempted

Game: 28, Adia Barnes vs. Oregon, 2/20/97
Season: 472, Adia Barnes, 1998
Career: 1731, Adia Barnes, 1995-98

Field Goal Percentage

Game: (minimum 10 attempts)
.917 (11-12), Tatum Brown vs. Colorado State, 12/6/99
.917 (11-12), Dana Patterson at USC, 1/23/88
Season: .610 (97-159), Jacque Barrington, 1997
Career: .584 (366-627), Marte Alexander, 1995-98

Three-Point Field Goals Made

Game: 7, Lisa Griffith at Washington, 1/15/00
7, Lisa Griffith vs. California, 3/8/97
7, Lisa Griffith at USC, 2/16/97
Season: 92, Lisa Griffith, 1997
Career: 285, Lisa Griffith, 1997-2000

Three-Point Field Goals Attempted

Game: 13, Aimee Grzyb vs. UC Santa Barbara, 1/14/02
Season: 234, Lisa Griffith, 1997
Career: 747, Lisa Griffith, 1997-2000

Three-Point Field Goal Percentage

Game: (minimum five attempts)
.833 (5-6), Aimee Grzyb vs. Fresno State, 12/10/00
.833 (5-6), Lisa Griffith vs. Western Kentucky, 3/14/97
.833 (5-6), Greta Naranjo vs. Oregon, 2/9/89
Season: .442 (19-43), Shawn Coder, 1994
Career: .390 (106-272), Monika Crank, 1996-2000

Free Throws Made

Game: 15, Elizabeth Pickney vs. Oregon, 2/2/02
15, Angela Lackey vs. Stanford, 1/8/00
Season: 154, Adia Barnes, 1998
Career: 472, Elizabeth Pickney, 1999-2002
472, Adia Barnes, 1995-98

Free Throws Attempted

Game: 20, Angela Lackey vs. Stanford, 1/8/00
Season: 204, Adia Barnes, 1998
Career: 671, Adia Barnes, 1995-98

Free Throw Percentage

Game: (minimum 12 attempts)
1.000 (12-12), Adia Barnes vs. Texas A&M, 12/10/97
1.000 (12-12), Kirsten Smith at Cal State Fullerton, 2/16/84
Season: .893 (100-112), Kirsten Smith, 1986
Career: .779 (356-457), Kirsten Smith, 1983-86

Points Scored

Game: 35, Adia Barnes vs. Oregon, 2/20/97
35, Timi Brown at New Mexico State, 12/2/90
Season: 653, Adia Barnes, 1998
Career: 2237, Adia Barnes, 1995-98

Scoring Average

Season: 21.8 ppg, Adia Barnes, 1998
Career: 18.5 ppg, Adia Barnes, 1995-98

Rebounds

Game: 25, Jill Longanecker vs. West Texas State, 1/12/79
Season: 284, Tonee Buntin, 1982
Career: 921, Adia Barnes, 1995-98

Rebounding Average

Season: 10.1 rpg, Tonee Buntin, 1982
Career: 7.6 rpg, Adia Barnes, 1995-98

Personal Fouls

Season: 116, Margo Clark, 1991
Career: 413, Adia Barnes, 1995-98

Disqualifications

Season: 11, Adrienne Stowers, 1987

Assists

Game: 16, Reshea Bristol vs. Washington, 1/13/01
16, Brenda Pantoja vs. UCLA, 2/15/96
16, Brenda Pantoja vs. San Diego, 12/16/95
Season: 278, Brenda Pantoja, 1996
Career: 688, Brenda Pantoja, 1992-96

Steals

Game: 9, Brenda Pantoja vs. Southern Utah, 12/13/95
9, Stacie Tave vs. Eastern Washington, 12/3/93
9, Julie Schulz vs. Brigham Young, 1/26/79
Season: 96, Reshea Bristol, 2001
Career: 260, Reshea Bristol, 1998-2001

Turnovers

Game: 14, Brenda Pantoja vs. Washington, 3/2/96
Season: 181, Reshea Bristol, 2001
Career: 537, Brenda Pantoja, 1992-96

Blocked Shots

Game: 6, Leslie Martin vs. UC Irvine, 12/14/81
Season: 53, Marte Alexander, 1998
53, Tonee Buntin, 1982
Career: 147, Elizabeth Pickney, 1999-2002



Kirsten Smith
(1983-86)



Lisa Griffith
(1997-2000)

School Records - Team

All records for single-season unless otherwise noted. Single-game records primarily from 1979 season to present.

Most Games Played: 32 (2000, 2001)

Most Wins: 25 (2000)

Most Conference Wins: 14 (1998)

Fewest Wins: 2 (1981)

Most Losses: 25 (1991)

Fewest Losses: 4 (1973, 1974, 1975)

Highest Winning Percentage: .781 (25-7, 2000)

Best Home Record: 14-1 (1998)

Most Home Wins: 15 (2001)

Longest Win Streak

In-season: 10 games (11/22/96-1/2/97)

Overall: 10 games (11/22/96-1/2/97 & 3/11/95-1/4/96)

Longest Losing Streak

In-season: 15 games (12/19/90-2/9/91)

Overall: 15 games (12/19/90-2/9/91 & 2/6/88-12/9/88)

Longest Home Win Streak

In-season: 13 games (11/18/01-2/18/01)

Overall: 15 games (1/4/99-1/6/00)

Most Field Goals Made

Game: 45 vs. Western New Mexico, 12/19/86

Season: 914 (2001)

Most Opponent Field Goals Made

Game: 53 by UCLA, 1/18/80

Season: 1,007 (1991)

Fewest Field Goals Made

Game: 13, twice, last at Arizona State, 2/2/80

Season: 526 (1981)

Fewest Opponent Field Goals Made

Game: 11 by Cal State Fullerton, 12/8/95

Season: 675 (1997)

Most Field Goals Attempted

Game: 93 at Weber State, 2/3/79

Season: 1,981 (1982)

Most Opponent Field Goals Attempted

Game: 99 by Arizona State, 11/24/78

Season: 2,218 (1991)

Fewest Field Goals Attempted

Game: 29 at Southwest Texas State, 12/7/92

Season: 1,430 (1981)

Fewest Opponent Field Goals Attempted

Game: 40 by Utah State, 1/27/84

Season: 1,594 (1982)

Highest Field Goal Percentage

Half: .759 (22-29) vs. UC Santa Barbara, 11/30/99

Game: .643 (36-56) vs. Drake, 11/25/90

Season: .489 (862-1762, 1996)

Highest Opponent Field Goal Percentage

Game: .678 (40-59) by Southern California, 2/14/87

Season: .467 (811-1737, 1987)

Lowest Field Goal Percentage

Game: .194 (13-67) vs. Cal State Fullerton, 2/8/80

Season: .368 (526-1430, 1981)

Lowest Opponent Field Goal Percentage

Game: .196 (11-56) by Cal State Fullerton, 12/8/95

Season: .379 (675-1781, 1997)

Most Three-Point Field Goals Made

Game: 13 vs. Stanford, 1/12/98

Season: 162 (2000)

Most Opponent Three-Point Field Goals Made

Game: 16 at Washington, 2/8/01

Season: 193 (2001)

Fewest 3 Pt. Field Goals Made: 28 (1988)

Fewest Opponent 3 Pt. Field Goals Made: 51 (1988)

Most Three-Point Field Goals Attempted

Game: 32 vs. UC Santa Barbara, 1/14/02

Season: 487 (1997)

Most Opponent 3 Pt. Field Goals Attempted

Game: 34 by Colorado State, 12/27/98

Season: 582 (2001)

Fewest 3-Point Field Goals Attempted: 127 (1991)

Highest 3-Pt. FG Percentage (*min. 15 attempts*)

Game: .625 (10-16), twice, last vs. Virginia, 3/15/98

Season: .382 (155-406, 1996)

Highest Opponent Three-Point FG Percentage

Game: .667 (12-18) by Southern California, 1/16/97

Season: .378 (51-135, 1988)

Lowest 3-Point FG Percentage: .207 (28-135, 1988)

Lowest Opponent 3FG Pct.: .290 (117-403, 1998)

Most Free Throws Made

Game: 37 vs. Oregon State, 1/23/99

Season: 564 (2000)

Most Opponent Free Throws Made

Game: 40 by Southern California, 2/28/87

Season: 583 (1985, 1991)

Fewest Free Throws Made

Game: 1, twice, last at Arizona State, 1/27/01

Season: 224 (1979)

Fewest Opponent Free Throws Made

Game: 0 at Stanford, 1/6/01

Season: 343 (2002)

Most Free Throws Attempted

Game: 46, twice, last vs. Oregon State, 1/23/99

Season: 813 (2000)

Most Opponent Free Throws Attempted

Game: 48 by Stanford, 2/28/98

Season: 843 (1991)

Fewest Free Throws Attempted

Game: 3 vs. Northern Arizona, 11/24/89

Season: 380 (1981)

Fewest Opponent Free Throws Attempted

Game: 2, three times, last by California, 1/6/00

Season: 472 (2002)

Highest Free Throw Percentage (*min. 20 attempts*)

Game: 1.000 (20-20) vs. Notre Dame, 11/24/01

Season: .752 (446-593, 1986)

Highest Opponent Free Throw Percentage

Game: .955 (21-22) by Rutgers, 3/14/99

Season: .727 (343-472, 2002)

Lowest Free Throw Percentage: .577 (224-388, 1979)

Lowest Opponent FT Percentage: .608 (420-691, 1980)

Most Total Rebounds

Game: 68 vs. Cal State Fullerton, 12/8/95

Season: 1,300 (1997)

Most Opponent Total Rebounds

Game: 71 by UCLA, 1/18/80

Season: 1,458 (1982)

Fewest Total Rebounds

Game: 20, twice, last vs. UCLA, 2/6/80

Season: 785 (1983)

Fewest Opponent Total Rebounds

Game: 20, twice, last by Sam Houston State, 12/4/98

Season: 981 (1987)

Highest Rebound Average: 43.9 (1184 rebounds, 27 games, 1994)

Highest Opponent Rebound Average: 49.0 (1273 rebounds, 26 games, 1980)

Lowest Rebound Average: 29.1 (785 rebounds, 27 games, 1983)

Lowest Opponent Rebound Average: 33.8 (981 rebounds, 29 games, 1987)

Highest Rebounding Margin

Game: +37 (68-31) vs. Cal State Fullerton, 12/8/95

Season: +5.1 rpg (40.4 - 35.3, 1986)

Opponent Highest Rebounding Margin

Game: +40 (21-61) by Utah, 1/27/79

Most Personal Fouls

Game: 38 at UNLV, 11/30/78

Season: 722 (1991)

Most Opponent Fouls

Game: 38 by Arizona State, 11/24/78

Season: 692 (2001)

Fewest Personal Fouls

Game: 10 at Oregon State, 3/1/01

Season: 464 (2002)

Fewest Opponent Personal Fouls

Game: 8, twice, last by Oregon, 1/26/96

Season: 412 (1981)

Most Disqualifications: 36 (1980)

Most Opponent Disqualifications: 19 (1984)

Most Assists

Game: 30, twice, last at Texas A&M, 11/25/96

Season: 581 (1996)

Most Opponent Assists

Game: 34 by Stanford, 1/25/90

Season: 595 (1991)

Fewest Assists

Game: 0 at California, 1/5/79

Season: 289 (1981)

Fewest Opponent Assists

Game: 3, four times, last by Western Michigan, 12/27/92

Season: 316 (1979)

Most Turnovers

Game: 57 at UNLV, 11/30/78

Season: 842 (1991)

Most Opponent Turnovers

Game: 43 by Northern Arizona, 12/15/90

Season: 779 (1998)

Fewest Turnovers

Game: 6 vs. UCLA, 2/13/86

Season: 494 (1986)

Fewest Opponent Turnovers

Game: 8 by Southern California, 1/9/87

Season: 441 (1981)

Most Blocks

Game: 15 vs. UC Irvine, 12/14/81

Season: 102 (2001)

Most Opponent Blocks

Game: 12 by Vanderbilt, 12/29/94

Season: 103 (1984)

Fewest Blocks: 28 (1989)

Fewest Opponent Blocks: 48 (1980)

Most Steals

Game: 26 vs. Northern Arizona, 12/15/90

Season: 399 (1997)

Most Opponent Steals

Game: 26 by Long Beach State, 1/25/85

Season: 437 (1991)

Fewest Steals

Game: 0 vs. Oregon, 1/27/94

Season: 161 (1980)

Fewest Opponent Steals

Game: 1, twice, last by Rutgers, 1/1/88

Season: 229 (1986)

Most Points

1st Half: 59 vs. Western New Mexico, 12/19/86

2nd Half: 62 at Providence, 12/30/95

Game: 112 vs. Cal State Northridge, 12/13/91

Season: 2,521 (2001)

Most Opponent Points

Game: 117 by UNLV, 1/30/76

Season: 2,698 (1991)

Fewest Points

Game: 36 vs. Northern Arizona, 2/10/73

Season: 1,111 (1988)

Fewest Opponent Points

Game: 16 by Northern Arizona, 2/22/74

Season: 1,392 (1988)

Highest Scoring Average: 78.8 (2521 points, 32 games, 2001)

Highest Opponent Scoring Average: 87.3 (2094 points, 24 games, 1979)

Lowest Scoring Average: 56.1 (1291 points, 23 games, 1981)

Lowest Opponent Scoring Average: 63.8 (1979 points, 31 games, 1997)

Highest Scoring Margin

Game: +63 (105-41) at UPR-Mayaguez, 12/20/00

Season: +12.9 ppg (1997)

Largest Losing Margin: 79 points (43-122) at UCLA, 1/18/80

School records in Pac-10 play begin with the 1986-87 season.

Individual Records

Field Goals Made

Game: 15, Adia Barnes vs. Arizona St., 1/7/95

Season: 149, Adia Barnes, 1998

Field Goals Attempted

Game: 28, Adia Barnes vs. Oregon, 2/2/97

Season: 291, Adia Barnes, 1998

Field Goal Percentage

Game: (*min. 12 att.*) .917 (11-12), Dana Patterson at USC, 1/23/88

Season: .612 (71-116), LaKeisha Taylor, 2001

Three-Point Field Goals Made

Game: 7, three times, last by Lisa Griffith at Washington, 1/15/00

Season: 55, Lisa Griffith, 1997

Three-Point Field Goals Attempted

Game: 12, twice, last by Reshea Bristol vs. Stanford, 3/8/01

Season: 150, Lisa Griffith, 1997

Three-Point Field Goal Percentage

Game: (*min. 5 att.*) .833 (5-6), Greta Naranjo vs. Oregon, 2/9/89

Season: .500 (27-54), Dee-Dee Wheeler, 2002

Free Throws Made

Game: 15, twice, last by Elizabeth Pickney vs. Oregon, 2/2/02

Season: 95, Adia Barnes, 1998

Free Throws Attempted

Game: 20, Angela Lackey vs. Stanford, 1/8/00

Season: 126, Adia Barnes, 1998

Free Throw Percentage

Game: (*min. 12 att.*) .938 (15-16), Elizabeth Pickney vs. Oregon, 2/2/02

Season: .839 (47-56), Keisha Anderson, 1993

Rebounds

Game: 18, twice, last by Adia Barnes vs. Arizona State, 1/7/95

Season: 169, Dana Patterson, 1987

Rebounding Average

Season: 9.4, Dana Patterson, 1987

Personal Fouls

Season: 75, Adrienne Stowers, 1987

Points

Game: 35, Adia Barnes vs. Oregon, 2/20/97

Season: 394, Adia Barnes, 1998

Scoring Average

Season: 21.9, Adia Barnes, 1998

Assists

Game: 16, twice, last by Reshea Bristol vs. Washington, 1/13/01

Season: 150, Brenda Pantoja, 1996

Turnovers

Game: 12, twice, last by Regina Grennan at Oregon State, 2/12/88

Season: 118, Reshea Bristol, 2001

Blocked Shots

Game: 5, twice, last by Brenda Pantoja vs. Washington State, 1/9/92

Season: 31, Marte Alexander, 1998

Steals

Game: 7, twice, last by Adia Barnes vs. UCLA, 1/18/97

Season: 57, Keisha Anderson, 1993

Minutes Played

Season: 894, Yolanda Turner, 1987

Team Records

Most Pac-10 Wins: 14, 1998

Fewest Pac-10 Wins: 1, 1991

Most Pac-10 Losses: 17, 1991

Fewest Pac-10 Losses: 4, 1998

Best Pac-10 Winning Pct.: .778 (14-4), 1998

Most Field Goals Made

Game: 41 vs. Washington State, 1/10/02

Season: 522, 1989

Opponent Most Field Goals Made

Game: 47 by Stanford, 2/24/90

Season: 614, 1991

Fewest Field Goals Made

Game: 14 at Oregon State, 2/12/88

Season: 449, 1988

Opponent Fewest Field Goals Made

Game: 13 by Oregon State, 2/6/00

Season: 411, 1997

Most Field Goals Attempted

Game: 81, twice, last vs. Arizona State, 1/7/95

Season: 1212, 1989

Opponent Most FG Attempted

Game: 87, three times, last by UCLA, 2/6/92

Season: 1321, 1991

Fewest Field Goals Attempted

Game: 37 at California, 3/11/00

Season: 1029, 1996

Opponent Fewest FG Attempted

Game: 44 by UCLA, 1/18/97

Season: 1012, 1997

Highest Field Goal Percentage

Game: (*min. 50 attempts*) .618 (34-55) at UCLA, 1/20/96

Season: .477 (491-1029), twice, last in 1996

Opponent Highest Field Goal Pct.

Game: (*min. 50 attempts*) .678 (40-59) by USC, 2/14/87

Season: .492 (535-1088), 1987

Lowest Field Goal Percentage

Game: .280 (21-75) at Washington, 3/1/97

Season: .407 (449-1104), 1988

Opponent Lowest FG Percentage

Game: .213 (13-61) by Oregon State, 2/6/00

Season: .401 (484-1208), 1993

Most Three-Point Field Goals Made

Game: 13 vs. Stanford, 1/12/98

Season: 102, 2002

Opponent Most 3-Point FG Made

Game: 16 by Washington, 2/8/01

Season: 106, 2002

Fewest 3-Point Field Goals Made

Season: 21, 1988

Opponent Fewest 3-Point FG Made

Season: 32, 1988

Most 3-Point Field Goals Attempted

Game: 29 vs. Stanford, 1/12/98

Season: 334, 2001

Opponent Most 3-Pt. FG Attempted

Game: 32 by Washington, 1/13/01

Season: 325, 1996

Fewest Three-Point FG Attempted

Season: 93, 1991

Opponent Fewest 3FG Attempted

Season: 96, 1988

Highest Three-Point FG Percentage

Game: (*min. 15 attempts*) .625 (10-16) at USC, 2/16/97

Season: .382 (102-267), 2002

Opponent Highest 3-Point FG Pct.

Game: (*min. 15 attempts*) .667 (12-18) by USC, 1/16/97

Season: .381 (74-194), 1991

Lowest Three-Point FG Percentage

Season: .210 (21-100), 1988

Opponent Lowest 3-Point FG Pct.

Season: .300 (72-240), 1993

Most Free Throws Made

Game: 37 vs. Oregon State, 1/23/99

Season: 349, 1999

Opponent Most Free Throws Made

Game: 40 by USC, 2/28/87

Season: 361, 1991

Fewest Free Throws Made

Game: 1 at Arizona State, 1/27/01

Season: 192, 1988

Opponent Fewest FT Made

Game: 0 by Stanford, 1/6/01

Season: 162, 2002

Most Free Throws Attempted

Game: 46, twice, last vs. Oregon St., 1/23/99

Season: 478, 1999

Opponent Most FT Attempted

Game: 48 by Stanford, 2/28/98

Season: 522, 1991

Fewest Free Throws Attempted

Game: 4 at California, 2/7/93

Season: 290, 1989

Opponent Fewest FT Attempted

Game: 2 by California, 1/6/00

Season: 239, 2002

Highest Free Throw Percentage

Game: (*min. 20 attempts*) .909 (20-22), twice, last vs. Oregon State, 3/2/00

Season: .760 (222-292), 1990

Opponent Highest Free Throw Pct.

Game: (*min. 20 attempts*) .952 (20-21) by Oregon, 2/21/99

Season: .741 (240-324), 2000

Lowest Free Throw Percentage

Game: .200 (1-5) at Arizona State, 1/27/01

Season: .629 (249-396), 1996

Opponent Lowest FT Percentage

Game: .000 (0-3) by Stanford, 1/6/01

Season: .631 (234-371), 1996

Most Rebounds

Game: 63 vs. Washington State, 2/11/93

Season: 770, 1994

Opponent Most Rebounds

Game: 62, twice, last by Wash. St., 1/16/93

Season: 841, 1991

Fewest Rebounds

Game: 25, three times, last at Oregon, 3/3/01

Season: 608, 1999

Opponent Fewest Rebounds

Game: 20 by Arizona State, 3/7/87

Season: 592, 2000

Highest Rebounding Average

Season: 42.8, 1994

Opponent Highest Rebounding Avg.

Season: 46.7, 1991

Lowest Rebounding Average

Season: 33.8, 1999

Opponent Lowest Rebounding Avg.

Season: 32.9, 2000

Largest Rebounding Margin

Game: +32 (62-30) vs. Arizona State, 3/12/94

Season: +4.1 (37.0-32.9), 2000

Opponent Largest Reb. Margin

Game: +26 (51-25) by Oregon State, 2/28/91

Season: +8.2 (46.7-38.5), 1991

Most Personal Fouls

Game: 34 at Oregon State, 1/23/97

Season: 437, 1991

Opponent Most Personal Fouls

Game: 32 by Arizona State, 2/16/91

Season: 392, 1991

Fewest Personal Fouls

Game: 10 vs. Oregon State, 2/3/01

Season: 272, 2002

Opponent Fewest Personal Fouls

Game: 8, twice, last by Oregon, 1/26/96

Season: 300, 1995

Most Points

Game: 107 vs. Washington State, 1/10/02

Season: 1401, 1988

Opponent Most Points

Game: 116 by Stanford, 2/23/91

Season: 1663, 1991

Fewest Points

Game: 43 vs. Washington, 3/10/90

Season: 1111, 1988

Opponent Fewest Points

Game: 42 by Arizona State, 2/8/97

Season: 1199, 1998

Highest Scoring Average

Season: 77.8, 1998

Opponent Highest Scoring Average

Season: 92.4, 1991

Lowest Scoring Average

Season: 61.7, 1988

Opponent Lowest Scoring Average

Season: 66.6, 1998

Largest Scoring Margin

Game: +50 (107-57) vs. Wash. St., 1/10/02

Season: +11.2 (77.8-66.6), 1998

Opponent Largest Scoring Margin

Game: +51 (95-44) by Washington, 3/5/88

Season: +18.8 (92.4-73.6), 1991

Most Assists

Game: 30 vs. California, 1/4/96

Season: 329, 1996

Opponent Most Assists

Game: 34 by Stanford, 1/25/90

Season: 352, 1991

Fewest Assists

Game: 4 at USC, 2/14/87

Season: 204, 1987

Opponent Fewest Assists

Game: 5, four times, last by Cal., 1/29/98

Season: 241, 1998

Top 10 Career Performances



**Adia Barnes
(1995-98)**



**Dana
Patterson
(1985-87)**

Performances are from 1978-79 season to the present, unless otherwise noted. Players must compete for a minimum of two seasons to be eligible for career listing.

Boldface indicates current/active player.

Games Played

Player	Years	GP
1. Lisa Griffith	1997-00	122
Felecity Willis	1997-00	122
3. Elizabeth Pickney	1999-2002	121
Adia Barnes	1995-98	121
Mikko Giordano	1995-98	121
6. DeAngela Minter	1995-98	120
7. Reshea Bristol	1998-01	118
Monika Crank	1996-00	118
9. LaKeisha Taylor	1999-2002	116
10. Mary Klemm	1989-92	115
Cheryl Humphrey	1988-91	115

Games Started (1985-Present)

Player	Years	GS
1. Elizabeth Pickney	1999-2002	112
2. Lisa Griffith	1997-00	110
Adia Barnes	1995-98	110
4. Regina Grennan	1987-90	104
5. Timi Brown	1987-91	93
6. DeAngela Minter	1995-98	85
7. Dana Patterson	1985-88	81
8. Kim Conway	1990-94	80
9. Jacinda Sweet	1992-95	79
10. Felecity Willis	1997-00	78

Total Minutes Played (1986-present)

Player	Years	GP	Min.
1. Regina Grennan	1987-90	114	3708
2. Lisa Griffith	1997-00	122	3627
3. Brenda Pantoja	1992-96	114	3535
4. Adia Barnes	1995-98	121	3453
5. Elizabeth Pickney	1999-2002	121	3328
6. Felecity Willis	1997-00	122	3238
7. Timi Brown	1987-91	114	3196
8. Reshea Bristol	1998-01	118	2947
9. DeAngela Minter	1995-98	120	2789
10. Monika Crank	1996-00	118	2696

Minutes Played Average (1986-present)

Player	Years	GP	Min.	Avg.
1. Regina Grennan	1987-90	114	3708	32.5
2. Stacie Tave	1993-94	52	1642	31.6
3. Brenda Pantoja	1992-96	114	3535	31.0
4. Aimee Grzyb	2001-pres.	60	1811	30.2
5. Lisa Griffith	1997-00	122	3627	29.7
6. Adia Barnes	1995-98	121	3453	28.5
7. Timi Brown	1987-91	114	3196	28.0
8. Elizabeth Pickney	1999-2002	121	3328	27.5
9. Felecity Willis	1997-00	122	3238	26.5
10. Shawn Coder	1991-94	94	2472	26.3

Field Goals Made

Player	Years	GP	FGM
1. Adia Barnes	1995-98	121	881
2. Elizabeth Pickney	1999-2002	121	570
3. Dana Patterson	1985-88	111	541
4. Timi Brown	1987-91	114	531
5. Yolanda Turner	1984-87	111	459
6. Kirsten Smith	1983-86	108	454
7. Reshea Bristol	1998-01	118	408
8. Miroslava Acosta	1986-87	54	403
9. Kim Conway	1990-94	112	393
10. Pam Roberts	1979-82	102	388

Field Goals Attempted

Player	Years	GP	FGA
1. Adia Barnes	1995-98	121	1731
2. Timi Brown	1987-91	114	1199
3. Pam Roberts	1979-82	102	1183
4. Elizabeth Pickney	1999-2002	121	1159
5. Yolanda Turner	1984-87	111	1093
6. Reshea Bristol	1998-01	118	1044
Dana Patterson	1985-88	111	1044
8. Kirsten Smith	1983-86	108	1030
9. Lisa Griffith	1997-00	122	997
10. Regina Grennan	1987-90	114	930

Field Goal Percentage (minimum 250 FGM)

Player	Years	GP	FGM	FGA	Pct.
1. Marte Alexander	1995-98	109	366	627	.584
2. Kim Conway	1990-94	112	393	699	.562
3. Dana Patterson	1985-88	111	541	1044	.518
4. LaKeisha Taylor	1999-2002	116	274	531	.516
5. Adia Barnes	1995-98	121	881	1731	.509
6. Melissa Handley	1989-92	108	383	755	.507
7. Anne McFadden	1979-82	102	276	548	.504
8. Margo Clark	1991-94	84	384	771	.498
9. Elizabeth Pickney	1999-2002	121	570	1159	.492
10. Miroslava Acosta	1986-87	54	403	838	.481

Three-Point Field Goals Made

Player	Years	GP	3FGM
1. Lisa Griffith	1997-00	122	285
2. Brenda Pantoja	1992-96	114	190
3. Monika Crank	1996-00	118	106
4. Aimee Grzyb	2001-pres.	60	100
5. Reshea Bristol	1998-01	118	91
6. Julie Brase	1999-pres.	87	83
Jacinda Sweet	1992-95	105	83
8. Andrea Constand	1993-96	101	67
9. Regina Grennan	1987-90	85	59
10. Felecity Willis	1997-00	122	53

Three-Point Field Goals Attempted

Player	Years	GP	3FGA
1. Lisa Griffith	1997-00	122	747
2. Brenda Pantoja	1992-96	114	538
3. Reshea Bristol	1998-01	118	288
4. Aimee Grzyb	2001-pres.	60	276
Monika Crank	1996-00	118	272
6. Jacinda Sweet	1992-95	105	237
7. Julie Brase	1999-pres.	87	225
8. Andrea Constand	1993-96	101	194
9. Felecity Willis	1997-00	122	187
10. Regina Grennan	1987-90	85	175

3-Point Field Goal Pct. (minimum 50 3FGM)

Player	Years	GP	3FG	3FGA	Pct.
1. Monika Crank	1996-00	118	106	272	.390
2. Lisa Griffith	1997-00	122	285	747	.382
3. Julie Brase	1999-pres.	87	83	225	.369
4. Aimee Grzyb	2001-pres.	60	100	276	.362
5. Brenda Pantoja	1992-96	114	190	538	.353
6. Jacinda Sweet	1992-95	105	83	237	.350
7. Andrea Constand	1993-96	101	67	194	.345
8. Regina Grennan	1987-90	85	59	175	.337
9. Reshea Bristol	1998-01	118	91	288	.316
10. Felecity Willis	1997-00	122	53	187	.283

Free Throws Made

Player	Years	GP	FTM
1. Elizabeth Pickney	1999-2002	121	472
Adia Barnes	1995-98	121	472
3. Kirsten Smith	1983-86	108	356
4. Reshea Bristol	1998-01	118	353
5. Kim Conway	1990-94	112	274
6. Marte Alexander	1995-98	109	244
7. Angela Lackey	1999-00	60	240
Janelle Thompson	1991-94	111	240
9. Timi Brown	1987-91	114	237
10. Yolanda Turner	1984-87	111	226
Tannis Overturf	1982-85	110	226

Free Throws Attempted

Player	Years	GP	FTA
1. Adia Barnes	1995-98	121	671
2. Elizabeth Pickney	1999-2002	121	614
3. Reshea Bristol	1998-01	118	489
4. Marte Alexander	1995-98	109	457
Kirsten Smith	1983-86	108	457
6. Kim Conway	1990-94	112	363
7. Dana Patterson	1985-88	111	351
8. Janelle Thompson	1991-94	111	328
9. Angela Lackey	1999-00	60	312
10. Melissa Handley	1989-92	108	309



Top 10 Career Performances

Free Throw Percentage (minimum 150 FTM)

Player	Years	GP	FTM	FTA	Pct.
1. Kirsten Smith	1983-86	108	356	457	.779
2. Mikko Giordano	1995-98	121	153	198	.773
3. Timi Brown	1987-91	114	237	307	.772
4. Elizabeth Pickney	1999-2002	121	472	614	.769
Angela Lackey	1999-00	60	240	312	.769
6. Tannis Overturf	1982-85	110	226	299	.756
7. Kim Conway	1990-94	112	274	363	.755
8. Yolanda Turner	1984-87	111	226	306	.739
9. Janelle Thompson	1991-94	111	240	328	.732
10. Miroslava Acosta	1986-87	54	154	211	.730

Top Twenty All-Time Leading Scorers

Player	Years	GP	FGM (3FG)	FTM	Pts.
1. Adia Barnes	1995-98	121	881 (3)	472	2237
2. Elizabeth Pickney	1999-02	121	570 (8)	472	1620
3. Timi Brown	1987-91	114	531 (16)	237	1315
4. Dana Patterson	1985-88	111	541 (0)	221	1299
5. Kirsten Smith	1983-86	108	454 (-)	356	1264
6. Reshea Bristol	1998-01	118	408 (91)	353	1260
7. Lisa Griffith	1997-00	122	387 (285)	140	1199
8. Yolanda Turner	1984-87	111	459 (-)	226	1144
9. Kim Conway	1990-94	112	393 (0)	274	1060
10. Melissa Handley	1989-92	108	383 (9)	225	1000
11. Marte Alexander	1995-98	109	366 (0)	244	976
12. Janelle Thompson	1991-94	111	370 (0)	240	971
13. Brenda Pantoja	1992-96	114	312 (190)	155	969
14. Felecity Willis	1997-00	122	363 (53)	188	967
15. Miroslava Acosta	1986-87	54	403 (-)	154	960
16. Margo Clark	1991-94	84	384 (2)	172	942
17. Regina Grennan	1987-90	114	351 (59)	164	925
18. Pam Roberts	1979-82	102	388 (-)	119	895
19. Shawn Coder	1991-94	94	346 (44)	138	874
20. Jacinda Sweet	1992-95	105	347 (83)	92	869

Scoring Average (minimum 800 points)

Player	Years	GP	TP	Avg.
1. Adia Barnes	1995-98	121	2237	18.5
2. Miroslava Acosta	1986-86	54	960	17.8
3. Angela Lackey	1999-00	60	811	13.5
4. Elizabeth Pickney	1999-2002	121	1620	13.4
5. Dana Patterson	1985-88	111	1299	11.7
Kirsten Smith	1983-86	108	1264	11.7
7. Timi Brown	1987-91	114	1315	11.5
8. Margo Clark	1991-94	84	942	11.2
9. Reshea Bristol	1998-01	118	1260	10.7
10. Leslie Martin	1981-83	77	805	10.5

Total Rebounds

Player	Years	GP	Reb.
1. Adia Barnes	1995-98	121	921
2. Elizabeth Pickney	1999-2002	121	736
3. Dana Patterson	1985-88	111	723
4. Kim Conway	1990-94	112	647
5. Tannis Overturf	1982-85	110	565
6. Marte Alexander	1995-98	109	540
7. Janelle Thompson	1991-94	111	536
8. Adrienne Stowers	1985-88	106	528
9. Regina Grennan	1987-90	114	519
10. Anne McFadden	1979-82	102	501

Rebounding Average (minimum 400 rebounds)

Player	Years	GP	Reb.	Avg.
1. Adia Barnes	1995-98	121	921	7.6
2. Dana Patterson	1985-88	111	723	6.5
3. Elizabeth Pickney	1999-2002	121	736	6.1
4. Kim Conway	1990-94	112	647	5.8
5. Megan Magee	1991-93	84	448	5.3
6. Margo Clark	1991-94	84	440	5.2
7. Krista Warren	2000-pres.	82	421	5.1
Tannis Overturf	1982-85	110	565	5.1
Linda Reinke	1982-84	82	421	5.1
10. Adrienne Stowers	1985-88	106	528	5.0
Marte Alexander	1995-98	109	540	5.0

Personal Fouls

Player	Years	GP	PF
1. Adia Barnes	1995-98	121	413
2. Dana Patterson	1985-88	111	401
3. Melissa Handley	1989-92	108	318
4. Regina Grennan	1987-90	114	315
5. Felecity Willis	1997-00	122	313
6. Adrienne Stowers	1985-88	106	310
7. Mikko Giordano	1995-98	121	303
8. Kirsten Smith	1983-86	108	299
9. Lisa Griffith	1997-00	122	285
10. Reshea Bristol	1998-01	118	282

Assists

Player	Years	GP	Assists
1. Brenda Pantoja	1992-96	114	688
2. Regina Grennan	1987-90	114	552
3. Felecity Willis	1997-00	122	541
4. Kirsten Smith	1983-86	108	493
5. Reshea Bristol	1998-01	118	471
6. Lisa Griffith	1997-00	122	455
7. Mary Klemm	1989-92	115	419
8. Pam Roberts	1979-82	102	334
9. Monika Crank	1996-00	118	321
10. DeAngela Minter	1995-98	120	308

Steals

Player	Years	GP	Steals
1. Reshea Bristol	1998-01	118	260
2. Adia Barnes	1995-98	121	256
3. Lisa Griffith	1997-00	122	225
4. DeAngela Minter	1995-98	120	204
5. Brenda Pantoja	1992-96	114	191
6. Felecity Willis	1997-00	122	188
7. Leslie Martin	1981-83	77	187
Regina Grennan	1987-90	114	187
9. Tannis Overturf	1982-85	110	183
10. Mary Klemm	1989-92	115	173

Turnovers


Player	Years	GP	TO
1. Brenda Pantoja	1992-96	114	537
2. Regina Grennan	1987-90	114	491
3. Reshea Bristol	1998-01	118	471
4. Pam Roberts	1979-82	102	450
5. Mary Klemm	1989-92	115	434
6. Kirsten Smith	1983-86	108	415
7. Jacinda Sweet	1992-95	105	383
8. Adia Barnes	1995-98	121	374
9. Lisa Griffith	1997-00	122	373
10. Felecity Willis	1997-00	122	369

Blocked Shots

Player	Years	GP	Blocked
1. Elizabeth Pickney	1999-2002	121	147
2. Marte Alexander	1995-98	109	121
3. Dana Patterson	1985-88	111	103
4. Anne McFadden	1979-82	102	87
5. Margo Clark	1991-94	84	68
6. Megan Magee	1991-93	84	50
7. Leslie Martin	1981-83	77	48
8. LaKeisha Taylor	1999-2002	116	44
Bonnie Dove	1993-94	53	44
10. Reshea Bristol	1998-01	118	38

Double-Doubles

Player	Years	Dbl-Dbls
1. Adia Barnes	1995-98	36
2. Dana Patterson	1985-88	19
3. Margo Clark	1991-93	14
4. Elizabeth Pickney	1999-2002	11
Tatum Brown	1999-00	10
Brenda Pantoja	1992-96	10
Bonnie Dove	1993-94	10
8. Kim Conway	1990-94	9
9. Reshea Bristol	1998-01	8
10. Marte Alexander	1995-98	7
Janelle Thompson	1991-94	7
Anne McFadden	1979-82	7



Timi Brown
(1987-91)



Elizabeth Pickney
(1999-2002)

Top 10 Single Season Performances



Yolanda Turner
(1984-87)



Andrea Constand
(1993-96)

Minutes Played (1985-present)

Player	Year	GP	Min.
1. Yolanda Turner	1987	27	1261
2. Brenda Pantoja	1996	30	1130
3. Reshea Bristol	2001	32	1059
4. Brenda Pantoja	1995	30	1044
5. Regina Grennan	1990	29	1034
6. Lisa Griffith	1999	29	975
7. Felecity Willis	1999	29	969
8. Regina Grennan	1988	28	961
9. Regina Grennan	1989	28	959
10. Elizabeth Pickney	2001	32	958

Field Goals Made

Player	Year	GP	FGM
1. Adia Barnes	1998	30	249
2. Adia Barnes	1997	31	232
3. Miroslava Acosta	1986	28	213
4. Adia Barnes	1996	30	209
5. Amy Gamble	1989	28	200
6. Dana Patterson	1987	29	196
7. Margo Clark	1992	27	195
8. Adia Barnes	1995	30	191
Timi Brown	1990	29	191
10. Elizabeth Pickney	2001	32	190
Miroslava Acosta	1987	26	190

Field Goals Attempted

Player	Year	GP	FGA
1. Adia Barnes	1998	30	472
2. Adia Barnes	1997	31	452
3. Miroslava Acosta	1986	28	425
4. Leslie Martin	1983	27	419
Miroslava Acosta	1987	26	413
6. Adia Barnes	1995	30	411
7. Reshea Bristol	2001	32	398
8. Adia Barnes	1996	30	396
9. Amy Gamble	1989	28	388
10. Elizabeth Pickney	2001	32	376
Timi Brown	1990	29	376

Field Goal Percentage

(minimum 3 FGM per game played)

Player	Year	GP	FGM	FGA	Pct.
1. Jacque Barrington	1996	30	97	159	.610
2. Marte Alexander	1998	29	142	239	.594
3. Kim Conway	1994	27	145	245	.592
4. Tatum Brown	2000	32	154	261	.590
5. LaKeisha Taylor	2001	32	111	189	.587
6. Kim Conway	1991	31	125	214	.584
7. Tammy Leikem	1988	28	120	211	.569
8. Elizabeth Pickney	2000	32	113	206	.549
9. Felecity Willis	1999	29	137	251	.546
10. Julie Schulz	1979	21	104	191	.545

Three-Point Field Goals Made

Player	Year	GP	3FGM
1. Lisa Griffith	1997	31	92
2. Brenda Pantoja	1996	30	82
3. Lisa Griffith	2000	32	73
4. Lisa Griffith	1998	30	64
5. Brenda Pantoja	1995	30	62
6. Andrea Constand	1996	30	58
7. Lisa Griffith	1999	29	5
8. Aimee Grzyb	2001	32	51
9. Reshea Bristol	2001	32	49
10. Aimee Grzyb	2002	28	49

Three-Point Field Goals Attempted

Player	Year	GP	3FGA
1. Lisa Griffith	1997	31	234
2. Brenda Pantoja	1996	30	215
3. Brenda Pantoja	1995	30	176
4. Lisa Griffith	2000	32	174
Lisa Griffith	1998	30	174
6. Lisa Griffith	1999	29	165
7. Reshea Bristol	2001	32	144
Andrea Constand	1996	30	144
9. Aimee Grzyb	2001	32	140
10. Aimee Grzyb	2002	28	136

Three-Point Field Goal Percentage

(minimum one 3FGM per game played)

Player	Year	GP	3FGM	3FGA	PCT
1. Shawn Coder	1994	18	19	43	.442
2. Lisa Griffith	2000	32	73	174	.420
3. Monika Crank	1998	30	35	86	.407
4. Dee-Dee Wheeler	2002	28	40	99	.404
5. Andrea Constand	1996	30	58	144	.403
6. Lisa Griffith	1997	31	92	234	.393
7. Jacinda Sweet	1994	25	41	106	.387
8. Brenda Pantoja	1996	30	82	215	.381
9. Lisa Griffith	1998	30	64	174	.368
10. Aimee Grzyb	2001	32	51	140	.364

Free Throws Made

Player	Year	GP	FTM
1. Adia Barnes	1998	30	154
2. Elizabeth Pickney	2002	28	146
3. Elizabeth Pickney	2001	32	141
4. Adia Barnes	1997	31	133
5. Kirsten Smith	1984	28	132
6. Reshea Bristol	2001	32	121
Angela Lackey	1999	29	121
8. Angela Lackey	2000	32	119
9. Stacie Tave	1994	27	116
10. Reshea Bristol	1999	28	111

Free Throws Attempted

Player	Year	GP	FTA
1. Adia Barnes	1998	30	204
2. Elizabeth Pickney	2001	32	195
3. Adia Barnes	1997	31	182
4. Kirsten Smith	1984	28	179
5. Elizabeth Pickney	2002	28	175
6. Reshea Bristol	2001	32	169
7. Stacie Tave	1994	27	163
8. Angela Lackey	1999	29	161
Marte Alexander	1998	29	161
Tonee Buntin	1982	28	161

Free Throw Percentage

(minimum three FTM per game played)

Player	Year	GP	FTM	FTA	Pct.
1. Kirsten Smith	1986	28	100	112	.893
2. Elizabeth Pickney	2002	28	146	175	.834
3. Janelle Thompson	1994	27	86	105	.819
4. Kirsten Smith	1985	26	83	105	.790
5. Angela Lackey	2000	32	119	151	.788
6. LaKeisha Taylor	2002	27	81	106	.764
7. Elizabeth Pickney	1999	31	137	189	.758
Timi Brown	1991	27	100	132	.758
9. Adia Barnes	1998	30	154	204	.755
10. Angela Lackey	1999	29	121	161	.752

Top 10 Single Season Performances

Points Scored

	Player	Year	GP	FG (3FG)	FT	PTS
1.	Adia Barnes	1998	30	249 (1)	154	653
2.	Adia Barnes	1997	31	232 (1)	133	598
3.	Elizabeth Pickney	2001	32	190 (3)	141	524
4.	Adia Barnes	1996	30	209 (0)	104	522
5.	Miroslava Acosta	1986	28	213 (–)	76	502
6.	Amy Gamble	1989	28	200 (0)	100	500
7.	Reshea Bristol	2001	32	164 (49)	121	498
8.	Margo Clark	1992	27	195 (1)	78	469
9.	Adia Barnes	1995	30	191 (1)	81	464
10.	Dana Patterson	1987	29	196 (–)	71	463

Scoring Average

	Player	Year	GP	PTS	Avg.
1.	Adia Barnes	1998	30	653	21.8
2.	Adia Barnes	1997	31	598	19.3
3.	Miroslava Acosta	1986	28	502	17.9
	Amy Gamble	1989	28	500	17.9
5.	Miroslava Acosta	1987	26	458	17.6
6.	Adia Barnes	1996	30	522	17.4
	Margo Clark	1992	27	469	17.4
8.	Elizabeth Pickney	2001	32	524	16.4
9.	Elizabeth Pickney	2002	28	451	16.1
10.	Timi Brown	1991	27	430	15.9

Rebounds

	Player	Year	GP	REB
1.	Tonee Buntin	1982	28	284
2.	Dana Patterson	1987	29	279
3.	Adia Barnes	1997	31	255
4.	Tatum Brown	2000	32	247
5.	Adia Barnes	1995	30	233
	Amy Gamble	1989	28	233
7.	Bonnie Dove	1994	27	228
	Margo Clark	1992	27	228
9.	Elizabeth Pickney	2002	28	223
10.	Adia Barnes	1996	30	221

Rebound Average

	Player	Year	GP	REB	AVG
1.	Tonee Buntin	1982	28	284	10.1
2.	Dana Patterson	1987	29	278	9.6
3.	Dana Patterson	1986	28	263	9.4
4.	Amy Gamble	1989	28	249	8.9
5.	Bonnie Dove	1994	27	227	8.4
	Margo Clark	1992	27	227	8.4
7.	Adia Barnes	1997	31	255	8.2
8.	Krista Warren	2002	24	195	8.1
9.	Elizabeth Pickney	2002	28	223	8.0
10.	Adia Barnes	1995	30	234	7.8
	Dana Patterson	1988	28	218	7.8

Personal Fouls

	Player	Year	GP	PF
1.	Margo Clark	1991	31	116
2.	Adia Barnes	1996	30	113
	Adrienne Stowers	1987	29	113
4.	Melissa Handley	1991	31	112
5.	Atina Harris	1995	29	106
6.	Adia Barnes	1998	30	103
	Dana Patterson	1987	29	103
8.	Marte Alexander	1997	31	102
	Dana Patterson	1988	28	102
10.	Dana Patterson	1985	27	101

Disqualifications

	Player	Year	GP	DQ
1.	Adrienne Stowers	1987	29	11
2.	Dana Patterson	1986	28	9
	Dana Patterson	1985	27	9
4.	Adia Barnes	1996	30	8
	Regina Grennan	1990	29	8
	Dana Patterson	1988	28	8
7.	Melissa Handley	1990	24	6
	Yolanda Turner	1987	27	6
	Adrienne Stowers	1986	28	6
	Melissa Handley	1991	31	6
	Megan Magee	1991	30	6

Assists

	Player	Year	GP	AST
1.	Brenda Pantoja	1996	30	278
2.	Reshea Bristol	2001	32	242
3.	Brenda Pantoja	1995	30	191
4.	Felecity Willis	2000	32	169
5.	Regina Grennan	1990	29	164
6.	Felecity Willis	1999	29	160
7.	Regina Grennan	1989	28	150
8.	Regina Grennan	1988	28	144
9.	Kirsten Smith	1986	28	140
	Kirsten Smith	1985	26	140

Steals

	Player	Year	GP	Steals
1.	Reshea Bristol	2001	32	96
2.	Adia Barnes	1997	31	86
	Keisha Anderson	1993	27	86
4.	Leslie Martin	1983	27	79
5.	Miroslava Acosta	1987	26	77
6.	Reshea Bristol	1999	28	76
	Adia Barnes	1998	30	76
	Leslie Martin	1982	27	76
9.	Miroslava Acosta	1986	28	71
	Brenda Pantoja	1996	30	71

Turnovers


	Player	Year	GP	TO
1.	Reshea Bristol	2001	32	181
2.	Mary Klemm	1991	31	155
3.	Brenda Pantoja	1995	30	151
4.	Regina Grennan	1990	29	144
5.	Keisha Anderson	1993	27	138
6.	Jacinda Sweet	1994	27	137
7.	Regina Grennan	1988	28	136
8.	Reshea Bristol	1999	28	121
9.	Shana Robertson	1982	31	120
10.	Brenda Pantoja	1992	28	114

Blocks

	Player	Year	GP	BLK
1.	Marte Alexander	1998	29	53
	Tonee Buntin	1982	28	53
3.	Elizabeth Pickney	2001	32	47
4.	Marte Alexander	1997	31	42
5.	Dana Patterson	1988	28	39
6.	Elizabeth Pickney	1999	29	35
	Heather Grout	1983	23	35
8.	Elizabeth Pickney	2002	28	34
9.	Tammy Leikem	1988	28	32
10.	Elizabeth Pickney	2000	32	31

Single season performances are from the 1977-78 season to present, unless otherwise noted. Players must have played in at least 75% of season's games to be eligible for listing. All three-point field goal categories extend from the inception of the shot in 1988 to present time.

Boldface indicates current/active player.



Felecity Willis
(1997-2000)

Tonee Buntin
(1982)

Top 10 Single Season Performances by Class

Seniors

Games Played

Player	Year	GP
1. Reshea Bristol	2001	32
Tatum Brown	2000	32
Lisa Griffith	2000	32
Felecity Willis	2000	32
5. Angela Lackey	2000	31
Jacque Barrington	1997	31
Pam Roberts	1982	31
8. Monika Crank	2000	30
Adia Barnes	1998	30
Mikko Giordano	1998	30
Brenda Pantoja	1996	30
Andrea Constand	1996	30
Cheryl Humphrey	1991	30

Games Started

Player	Year	GS
1. Reshea Bristol	2001	31
Tatum Brown	2000	31
Felecity Willis	2000	31
4. Brenda Pantoja	1996	30
5. Adia Barnes	1998	29
Regina Grennan	1990	29
7. Elizabeth Pickney	2002	28
Andrea Constand	1996	28
Amy Gamble	1989	28
Dana Patterson	1988	28
Kirsten Smith	1986	28
Tannis Overturf	1985	28

Minutes Played

Player	Year	GP	Min.
1. Brenda Pantoja	1996	30	1130
2. Reshea Bristol	2001	32	1059
3. Regina Grennan	1990	29	1034
4. Leslie Martin	1983	27	928
5. Felecity Willis	2000	32	933
6. Stacie Tave	1994	27	918
7. Timi Brown	1991	27	908
8. Adia Barnes	1998	30	906
9. Miroslava Acosta	1987	26	900
10. Elizabeth Pickney	2002	28	899

Total Rebounds

Player	Year	GP	Reb.
1. Amy Gamble	1989	28	249
2. Tatum Brown	2000	32	247
3. Bonnie Dove	1994	27	228
4. Elizabeth Pickney	2002	28	223
5. Dana Patterson	1988	28	219
6. Adia Barnes	1998	30	212
7. Kim Conway	1994	27	202
8. Marte Alexander	1998	29	189
9. Janelle Thompson	1994	27	173
10. Angela Lackey	2000	31	164

Rebounding Average

Player	Year	GP	Reb.	Avg.
1. Amy Gamble	1989	28	249	8.9
2. Bonnie Dove	1994	27	228	8.4
3. Elizabeth Pickney	2002	28	223	8.0
4. Dana Patterson	1988	28	219	7.8
5. Tatum Brown	2000	32	247	7.7
6. Kim Conway	1994	27	202	7.5
7. Adia Barnes	1998	30	212	7.1
8. Marte Alexander	1998	29	189	6.5
Adrienne Stowers	1988	21	137	6.5
10. Janelle Thompson	1994	27	173	6.4

Total Points

Player	Year	GP	Pts.
1. Adia Barnes	1998	30	653
2. Amy Gamble	1989	28	500
3. Reshea Bristol	2001	32	498
4. Miroslava Acosta	1987	26	458
5. Elizabeth Pickney	2002	28	451
6. Dana Patterson	1988	28	441
7. Timi Brown	1991	27	430
8. Tatum Brown	2000	32	396
9. Angela Lackey	2000	32	394
Andrea Constand	1996	30	394

Scoring Average

Player	Year	GP	Pts.	Avg.
1. Adia Barnes	1997	30	653	21.8
2. Amy Gamble	1989	28	500	17.9
3. Miroslava Acosta	1987	26	458	17.6
4. Elizabeth Pickney	2002	28	451	16.1
5. Timi Brown	1991	27	430	15.9
6. Dana Patterson	1988	28	441	15.8
7. Reshea Bristol	2001	32	498	15.6
8. Shawn Coder	1994	18	265	14.7
9. Kim Conway	1994	27	369	13.7
10. Leslie Martin	1983	27	365	13.5

Juniors

Games Played

Player	Year	GP
1. Elizabeth Pickney	2001	32
2. LaKeisha Taylor	2001	31
Michelle Mitchell	2001	31
Adia Barnes	1997	31
Marte Alexander	1997	31
DeAngela Minter	1997	31
Mikko Giordano	1997	31
Melissa Handley	1991	31
Mary Klemm	1991	31

Games Started

Player	Year	GS
1. Elizabeth Pickney	2001	32
2. Adia Barnes	1997	31
3. Jacque Barrington	1996	30
Brenda Pantoja	1995	30
Melissa Handley	1991	30
6. Felecity Willis	1999	29
Timi Brown	1990	29
8. Regina Grennan	1989	28
Julie Meyer	1989	28
Greta Naranjo	1988	28
Adrienne Stowers	1987	28
Miroslava Acosta	1986	28
Yolanda Turner	1986	28

Minutes Played

Player	Year	GP	Min.
1. Brenda Pantoja	1995	30	1044
2. Lisa Griffith	1999	29	975
3. Regina Grennan	1989	28	959
4. Elizabeth Pickney	2001	32	958
5. Dana Patterson	1987	29	946
6. Timi Brown	1990	29	919
7. Adia Barnes	1997	31	883
8. Melissa Handley	1991	31	855
9. Shawn Coder	1993	27	850
10. Felecity Willis	1999	29	844

Total Rebounds

Player	Year	GP	Reb.
1. Dana Patterson	1987	28	279
2. Adia Barnes	1997	31	255
3. Elizabeth Pickney	2001	32	200
4. Krista Warren	2002	24	195
5. Adrienne Stowers	1987	29	193
6. Marte Alexander	1997	31	192
7. Kim Conway	1993	27	183
8. Melissa Handley	1991	31	176
9. Megan Magee	1993	26	173
10. Brenda Smith	1985	28	170

Rebounding Average

Player	Year	GP	Reb.	Avg.
1. Dana Patterson	1987	28	279	9.6
2. Adia Barnes	1997	31	255	8.2
3. Krista Warren	2002	24	195	8.1
4. Kim Conway	1993	27	183	6.8
5. Adrienne Stowers	1987	29	193	6.7
Megan Magee	1993	26	173	6.7
7. Elizabeth Pickney	2001	32	200	6.3
8. Marte Alexander	1997	31	192	6.2
9. Brenda Smith	1985	28	170	6.1
10. Alicia Archie	1984	28	163	5.8
Janet Goschinski	1980	26	152	5.8

Total Points

Player	Year	GP	Pts.
1. Adia Barnes	1997	31	598
2. Elizabeth Pickney	2001	32	524
3. Miroslava Acosta	1986	28	502
4. Dana Patterson	1987	29	463
5. Timi Brown	1990	29	450
6. Angela Lackey	1999	29	417
7. Melissa Handley	1991	31	407
8. Yolanda Turner	1986	28	366
9. Felecity Willis	1999	29	352
10. Regina Grennan	1989	28	323

Scoring Average

Player	Year	GP	Pts.	Avg.
1. Adia Barnes	1997	31	598	19.3
2. Miroslava Acosta	1986	28	502	17.9
3. Elizabeth Pickney	2001	32	524	16.4
4. Dana Patterson	1987	29	463	16.0
5. Timi Brown	1990	29	450	15.5
6. Angela Lackey	1999	29	417	14.4
7. Melissa Handley	1991	31	407	13.1
8. Yolanda Turner	1986	28	366	13.1
9. Felecity Willis	1999	29	352	12.1
10. Kirsten Smith	1985	26	311	11.9

Sophomores

Games Played

Player	Year	GP
1. Elizabeth Pickney	2000	32
Julie Brase	2000	32
3. Kim Conway	1991	31
Shana Robertson	1982	31
5. LaKeisha Taylor	2000	30
Lisa Griffith	1998	30
Felecity Willis	1998	30
Monika Crank	1997	30
Adia Barnes	1996	30
DeAngela Minter	1996	30
Marte Alexander	1996	30
Mikko Giordano	1996	30
Jacque Barrington	1995	30
Linda Reinke	1982	30

Games Started

Player	Year	GS
1. DeAngela Minter	1996	30
2. Brenda Frese	1990	29
3. Lisa Griffith	1998	28
Megan Magee	1992	28
Regina Grennan	1988	28
6. Krista Warren	2001	27
Monika Crank	1997	27
Margo Clark	1992	27
Timi Brown	1988	27
10. Adia Barnes	1996	26

Minutes Played

Player	Year	GP	Min.
1. Regina Grennan	1988	28	961
2. Brenda Frese	1990	29	876
3. Monika Crank	1997	30	875
4. Aimee Grzyb	2002	28	866
5. Timi Brown	1988	27	857
6. Adia Barnes	1996	30	849
7. Lisa Griffith	1998	30	843
8. Krista Warren	2001	28	812
9. DeAngela Minter	1996	30	795
10. Tannis Overturf	1983	27	786

Total Rebounds

Player	Year	GP	Reb.
1. Margo Clark	1992	27	228
2. Adia Barnes	1996	30	221
3. Brenda Frese	1990	29	172
4. Linda Reinke	1982	30	168
5. Anne McFadden	1980	26	166
6. Shana Robertson	1982	31	160
7. Tannis Overturf	1983	27	158
8. Kim Conway	1991	31	156
9. Adrienne Stowers	1986	28	155
10. Janelle Thompson	1992	28	154
Regina Grennan	1988	28	154



Top 10 Single Season Performances by Class

Rebounding Average

Player	Year	GP	Reb.	Avg.
1. Margo Clark	1992	27	228	8.4
2. Adia Barnes	1996	30	221	7.4
3. Anne McFadden	1980	26	166	6.4
4. Brenda Frese	1990	29	172	5.9
Tannis Overturf	1983	27	158	5.9
6. Janet Goschinski	1979	24	136	5.7
7. Linda Reinke	1982	30	168	5.6
8. Janelle Thompson	1992	28	154	5.5
Megan Magee	1992	28	153	5.5
Regina Grennan	1988	28	154	5.5
Adrienne Stowers	1986	28	155	5.5

Personal Fouls

Player	Year	GP	PF
1. Adia Barnes	1996	30	113
2. Megan Magee	1992	28	95
Dana Patterson	1986	28	95
4. Linda Reinke	1982	30	92
5. Adrienne Stowers	1986	28	91
6. Kirsten Smith	1984	28	90
7. Margo Clark	1992	27	88
8. Melissa Handley	1990	224	86
9. Felecity Willis	1998	30	84
Jacque Barrington	1995	30	84

Total Points

Player	Year	GP	Pts.
1. Adia Barnes	1996	30	522
2. Margo Clark	1992	27	469
3. Kirsten Smith	1984	28	416
4. Brenda Frese	1990	29	396
5. Kim Conway	1991	31	325
6. Elizabeth Pickney	2000	32	314
7. Reshea Bristol	1999	28	311
8. Megan Magee	1992	28	309
9. Aimee Grzyb	2002	28	302
10. Timi Brown	1988	27	295
Janelle Thompson	1992	28	295

Scoring Average

Player	Year	GP	Pts.	Avg.
1. Adia Barnes	1996	30	522	17.4
Margo Clark	1992	27	469	17.4
3. Kirsten Smith	1984	28	416	14.9
4. Brenda Frese	1990	29	396	13.7
5. Janet Goschinski	1979	24	275	11.5
6. Melissa Handley	1990	24	272	11.3
7. Reshea Bristol	1999	28	311	11.1
8. Megan Magee	1992	28	309	11.0
9. Timi Brown	1988	27	295	10.9
10. Aimee Grzyb	2002	28	302	10.8

Freshmen

Games Played

Player	Year	GP
1. Aimee Grzyb	2001	32
Candice Allen	2001	32
3. Lisa Griffith	1997	31
Felecity Willis	1997	31
Margo Clark	1991	31
6. Reshea Bristol	1998	30
Adia Barnes	1995	30
DeAngela Minter	1995	30
Mikko Giordano	1995	30
Megan Magee	1991	30

Games Started

Player	Year	GS
1. Lisa Griffith	1997	31
2. Elizabeth Pickney	1999	29
3. Keisha Anderson	1993	26
4. Dee-Dee Wheeler	2002	24
Adia Barnes	1995	24
6. Jacinda Sweet	1992	23
7. Mikko Giordano	1995	20
8. Aimee Grzyb	2001	19
Regina Grennan	1987	19
Dana Patterson	1985	19

Minutes Played

Player	Year	GP	Min.
1. Aimee Grzyb	2001	32	945
2. Lisa Griffith	1997	31	936
3. Keisha Anderson	1993	27	891
4. Elizabeth Pickney	1999	29	844
5. Adia Barnes	1995	30	814
6. Dee-Dee Wheeler	2002	28	799
7. Brenda Pantoja	1992	28	768
8. Regina Grennan	1987	29	754
9. Kirsten Smith	1983	26	723
10. Joanne Ineman	1983	25	709

Total Rebounds

Player	Year	GP	Reb.
1. Tonee Buntin	1982	28	284
2. Adia Barnes	1995	30	233
3. Veranda James	2001	21	172
4. Elizabeth Pickney	1999	29	168
5. Jill Longanecker	1979	23	154
6. Mikko Giordano	1995	30	150
7. Tannis Overturf	1982	22	129
8. Megan Magee	1991	30	122
9. Heather Grout	1983	23	118
10. Anne McFadden	1979	24	114
Margo Clark	1991	31	114

Rebounding Average

Player	Year	GP	Reb.	Avg.
1. Tonee Buntin	1982	28	284	10.1
2. Veranda James	2001	21	172	8.2
3. Adia Barnes	1995	30	233	7.8
4. Jill Longanecker	1979	23	154	6.7
5. Elizabeth Pickney	1999	29	168	5.8
6. Heather Grout	1983	23	118	5.1
7. Mikko Giordano	1995	30	150	5.0
8. Anne McFadden	1979	24	114	4.8
9. Tannis Overturf	1982	22	129	4.6
10. Megan Magee	1991	30	122	4.1
Dana Patterson	1985	27	111	4.1

Total Points

Player	Year	GP	Pts.
1. Adia Barnes	1995	30	464
2. Tonee Buntin	1982	28	405
3. Lisa Griffith	1997	31	386
4. Joanne Ineman	1983	25	350
5. Dee-Dee Wheeler	2002	28	343
6. Elizabeth Pickney	1999	29	331
7. Keisha Anderson	1993	27	311
8. Veranda James	2001	21	276
9. Margo Clark	1991	31	262
10. Jill Longanecker	1979	23	259

Scoring Average

Player	Year	GP	Pts.	Avg.
1. Adia Barnes	1995	30	464	15.5
2. Tonee Buntin	1982	28	405	14.4
3. Joanne Ineman	1983	25	350	14.0
4. Veranda James	2001	21	276	13.1
5. Lisa Griffith	1997	31	386	12.5
6. Dee-Dee Wheeler	2002	28	343	12.3
7. Keisha Anderson	1993	27	311	11.5
8. Elizabeth Pickney	1999	29	331	11.4
9. Jill Longanecker	1979	23	259	11.3
10. Pam Roberts	1979	22	192	8.7

Boldface indicates current/active player.



Melissa Handley
(1989-92)



Miroslava Acosta
(1986-87)

Top 10 Single Game Performances - Team

Single game performances from 1977-78 season to present. All three-point field goal categories extend from the inception of the shot in 1988 to present time.

Field Goals Made

No.	Opponent	Date
45	Western New Mexico	12/19/86
43	Sacramento State	12/17/94
42	Cal State Northridge	12/13/91
41	Washington State	1/10/02
41	Cal State Northridge	2/16/94
40	at Washington State	2/9/02
40	California	1/4/96
40	at UCLA	1/13/91
40	Southern California	2/18/89
40	Northern Colorado	2/24/79

Field Goals Attempted

No.	Opponent	Date
93	at Weber State	2/3/79
85	Pacific Christian	12/10/81
85	New Mexico	2/28/79
85	Brigham Young	1/26/79
84	vs. Notre Dame	12/3/88
84	Portland State	11/30/91
84	Texas-El Paso	1/20/79
82	Long Beach State	2/25/83
81	San Jose State	12/6/96
81	Arizona State	1/7/95
81	UCLA	2/7/91

Field Goal Percentage

(minimum 30 FG made)		
Pct.	Opponent	Date
.643 (36-56)	vs. Drake	11/25/90
.630 (34-54)	UC Santa Barb.	11/30/99
.620 (31-50)	at So. California	1/16/86
.618 (34-55)	at UCLA	1/20/96
.612 (30-49)	at No. Arizona	2/2/87
.607 (34-56)	Sam Houston St.	12/4/98
.603 (35-58)	Weber St.	12/10/95
.600 (39-65)	at New Mexico St.	12/2/90
.592 (45-76)	We. New Mexico	12/19/86
.588 (40-68)	at Washington St.	2/9/02
.588 (30-51)	vs. We. Kentucky	3/21/96

Three-Point Field Goals Made

No.	Opponent	Date
13	Stanford	1/12/98
12	UC Santa Barbara	1/14/02
11	San Jose State	12/6/96
10	UCLA	2/14/02
10	Washington State	1/10/02
10	Pepperdine	11/18/01
10	Virginia	3/15/98
10	at Southern California	2/16/97
10	Washington	1/30/97
9	5 times, last on	12/10/00

Three-Point Field Goals Attempted

No.	Opponent	Date
32	UC Santa Barbara	1/14/02
29	Stanford	1/12/98
26	Holy Cross	11/30/01
26	Notre Dame	11/24/01
26	Pepperdine	11/18/01
25	Washington State	1/10/02
25	Stanford	12/19/01
25	San Jose State	12/6/96
25	Washington State	2/29/96
24	3 times, last vs. Auburn,	12/19/00

Three-Point Percentage

(Minimum seven 3FG made)		
Pct.	Opponent	Date
.700 (7-10)	Washington St.	2/6/99
.636 (7-11)	Washington	2/10/00
.636 (7-11)	Oregon	2/9/89
.625 (10-16)	Virginia	3/15/98
.625 (10-18)	at So. California	2/16/97
.600 (9-15)	at Providence	12/30/95
.588 (10-17)	Washington	1/30/97
.583 (7-12)	vs. Kent	3/18/00
.583 (7-12)	Louisiana Tech	12/6/98
.563 (9-16)	vs. Florida	11/25/94

Free Throws Made

No.	Opponent	Date
37	Oregon State	1/23/99
34	Stanford	1/8/00
34	Arizona State	3/12/94
33	Oregon	2/2/02
31	Stanford	2/27/99
31	at Weber State	12/28/93
30	Pepperdine	3/15/01
30	vs. Nebraska	12/21/00
30	Brigham Young	11/18/00
29	Stephen F. Austin	12/10/98
29	at San Francisco	11/15/96
29	Eastern Washington	12/3/93

Free Throws Attempted

No.	Opponent	Date
46	Oregon State	1/23/99
46	Arizona State	3/12/94
46	at Arizona State	1/24/81
45	Brigham Young	11/18/00
45	vs. Wisconsin	11/24/84
44	Pepperdine	3/15/01
44	vs. Nebraska	12/21/00
44	Stanford	1/8/00
43	Oregon	2/2/02
41	UC Santa Barbara	11/23/97

Free Throw Percentage

(Minimum 20 FT made)		
Pct.	Opponent	Date
1.000 (20-20)	Notre Dame	11/24/01
.909 (20-22)	Oregon St.	3/2/00
.909 (20-22)	at Arizona St.	2/31/87
.906 (29-32)	at San Fran.	11/15/96
.897 (26-29)	Washington	2/4/99
.875 (21-24)	at Arizona St.	11/18/92
.875 (21-24)	at Colorado	12/31/89
.875 (21-24)	at Stanford	3/8/86
.870 (20-23)	at San Diego St.	12/11/93
.870 (20-23)	vs. Kansas	1/5/87
.870 (20-23)	Arizona St.	1/27/82

Offensive Rebounds

No.	Opponent	Date
27	Northern Arizona	12/13/96
26	Arizona State	1/7/95
24	at Notre Dame	11/20/00
24	Northern Arizona	12/4/85
23	14 times, last on	12/28/99

Defensive Rebounds

No.	Opponent	Date
44	at New Mexico State	12/2/90
41	at Arizona State	1/8/94
40	Cal State Fullerton	12/8/95
40	Toledo	12/17/91
39	at Long Beach State	12/1/96
39	at Colorado State	11/22/91
38	Arizona State	3/12/94
38	at S.F. Austin	12/16/01
37	5 times, last on	12/10/99

Total Rebounds

No.	Opponent	Date
68	Cal State Fullerton	12/8/95
67	Pacific Christian	12/10/81
66	vs. West Texas State	12/6/79
63	Washington State	2/11/93
62	Arizona State	3/12/94
62	at Texas-El Paso	2/22/86
62	Texas-El Paso	1/20/79
61	at Utah State	12/4/86
60	at UCLA	2/14/97
60	Cal State Northridge	2/16/94
60	at Arizona State	1/8/94
60	Portland State	11/30/91

Personal Fouls

No.	Opponent	Date
38	at UNLV	11/30/78
34	at Oregon State	1/23/97
34	vs. Utah	11/24/90
35	at Mercer	1/3/85
33	at Washington	1/14/93
33	at UCLA	1/13/91
33	at Arizona State	3/3/86
33	at Weber State	2/3/79
32	at Southern California	1/11/91
32	at Texas-El Paso	2/22/86
32	at Arizona State	2/2/80
32	Colorado	2/22/79

First Half Scoring

Pts.	Opponent	Date
59	Western New Mexico	12/19/86
57	Western New Mexico	12/16/88
57	Cal State Northridge	12/13/91
56	UC Santa Barbara	11/23/97
56	Cal State Northridge	2/16/94
55	Northeastern	12/5/97
54	Arizona State	3/12/94
52	Indiana	12/12/99
52	UCLA	3/7/98
52	Southern California	2/19/89

Second Half Scoring

(Including overtime)		
Pts.	Opponent	Date
62	at Providence	12/30/95
61	Washington State	1/10/02
60	San Jose State	12/6/98
60	at Texas A&M	11/25/96
59	at UCLA	1/13/91
57	at Stanford	2/28/98
57	California	1/4/96
56	at UPR-Mayaguez	12/20/00
55	10 times, last at WSU	2/9/02

Total Points

No.	Opponent	Date
112	Cal State Northridge	12/13/91
107	Washington State	1/10/02
107	UC Santa Barbara	11/23/97
106	at Washington State	2/9/02
105	at UPR Mayaguez	12/20/00
105	Sacramento State	12/17/94
104	Arizona State	3/12/94
102	California	1/4/96
102	at UCLA	1/13/91
100	at New Mexico State	12/30/91

Fewest Points Allowed

Pts.	Opponent	Date
33	Cal State Fullerton	12/8/95
39	Cal Poly SLO	1/9/96
41	at UPR-Mayaguez	12/20/00
41	at Utah State	12/4/86
42	at Arizona State	2/8/97
42	Monmouth	11/29/96
43	Bowling Green	12/8/00
44	California	1/29/98
44	Colorado State	2/3/78
45	UCLA	1/18/97
45	Harvard	12/8/96
45	vs. Northern Arizona	11/29/80

Assists

No.	Opponent	Date
30	at Texas A&M	11/25/96
30	California	1/4/96
28	vs. New Mexico	11/27/94
28	Cal State Northridge	2/16/94
27	Texas Southern	12/10/99
27	San Diego	12/16/95
27	Weber State	12/10/95
27	at West Texas State	12/21/79
27	Washington	11/24/79
27	Northern Colorado	2/24/79

Fewest Turnovers Committed

No.	Opponent	Date
6	UCLA	2/13/86
7	Eastern Washington	12/13/85
8	Southern California	2/17/96
8	at We. New Mexico	2/5/86
8	at Northern Arizona	3/6/82
9	Stanford	2/27/99
9	Oregon	2/5/87
9	Washington State	1/17/87
9	at Northern Arizona	3/1/86
9	at Ea. New Mexico	12/19/79
9	at California	1/5/79

Most Turnovers Committed

No.	Opponent	Date
57	at UNLV	11/30/78
47	at Arizona State	12/16/78
46	So. California	1/16/81
46	Arizona State	11/24/78
41	at Long Beach State	1/11/80
39	at Virginia	12/2/88
38	vs. Louisiana Tech	12/29/90
38	at New Mexico State	12/2/90
38	at California	2/3/89
37	at Washington	1/11/92
37	at Colorado State	11/22/91
37	at Oregon State	2/12/88
37	U.S. International	12/1/84

Most Turnovers Forced

No.	Opponent	Date
43	Northern Arizona	12/15/90
41	Arizona State	2/14/98
41	Northeastern	12/5/97
41	Western New Mexico	12/19/86
40	Northern Arizona	11/30/79
38	at Oregon State	1/24/98
37	Washington State	2/1/97
37	Monmouth	11/29/96
36	Northern Illinois	12/15/99
36	Oregon State	2/19/98
36	Sacramento State	12/17/94

Blocked Shots

No.	Opponent	Date
15	UC Irvine	12/14/81
10	at Tenn.-Chattanooga	1/5/85
9	vs. Tennessee Tech	11/20/99
9	Texas-El Paso	1/20/79
8	13 times, last at UCLA	1/20/01

Steals

No.	Opponent	Date
26	Northern Arizona	12/15/90
25	Northeastern	12/5/97
24	Arizona State	2/14/98
24	Monmouth	11/29/96
24	Southern Utah	12/13/95
22	at Oregon State	1/24/98
22	at San Diego	12/21/96
22	Fresno State	12/9/94
22	Western New Mexico	12/19/86
21	vs. Marquette	11/30/85



Top 10 Single Game Performances - Individual

Field Goals Made

No.	Player	Opponent	Date
15	Adia Barnes	Arizona State	1/7/95
15	Jill Longanecker	No. Colorado	2/24/79
14	Adia Barnes	at Arizona State	1/17/98
14	Adia Barnes	at So. California	1/4/98
14	Adia Barnes	vs. Baylor	12/29/97
14	Timi Brown	at New Mexico St.	12/2/90
14	Amy Gamble	at Oregon State	1/14/89
14	Dana Patterson	UCLA	2/20/88
14	Miroslava Acosta	at UTEP	12/9/86
14	Joanne Ineman	Arizona State	3/5/83
14	Jill Longanecker	at Weber State	2/3/79

Field Goals Attempted

No.	Player	Opponent	Date
28	Adia Barnes	Oregon	2/20/97
27	Adia Barnes	at Washington	2/5/98
27	Adia Barnes	at So. California	1/4/98
26	Adia Barnes	Arizona State	1/7/95
26	Joanne Ineman	Arizona State	3/5/83
26	Joanne Ineman	Long Beach St.	2/25/83
26	Leslie Martin	vs. Cleveland St.	11/28/82
25	Jacinda Sweet	at No. Illinois	12/22/94
25	Miroslava Acosta	at Oregon	1/12/87
25	Janet Goschinski	Utah	1/27/79

Field Goal Percentage

(Minimum 10 FG made)

Pct.	Player	Opponent	Date
.917 (11-12)	Tatum Brown	Colo. State	12/6/99
.917 (11-12)	Dana Patterson	at USC	1/23/88
.909 (10-11)	Shawn Coder	CS North.	12/13/91
.875 (14-16)	Timi Brown	at NMSU	12/2/90
.846 (11-13)	Melissa Handley	at USC	1/11/91
.786 (11-14)	Elizabeth Pickney	at Ore. St.	3/1/01
.786 (11-14)	Adia Barnes	Virginia	3/15/98
.786 (11-14)	Marte Alexander	Santa Clara	3/13/98
.769 (10-13)	6 times, last V. James vs. ASU		2/24/01

Three-Point Field Goals Made

No.	Player	Opponent	Date
7	Lisa Griffith	at Washington	1/15/00
7	Lisa Griffith	California	3/8/97
7	Lisa Griffith	at So. California	2/16/97
6	Lisa Griffith	vs. Connecticut	3/21/98
6	Lisa Griffith	San Jose State	12/6/96
6	Brenda Pantoja	vs. Florida	11/25/94
5	16 times, last by A. Grzyb at UCLA		1/19/02

Three-Point Field Goals Attempted

No.	Player	Opponent	Date
13	Aimee Grzyb	UCSB	1/14/02
12	Reshea Bristol	Stanford	3/8/01
12	Lisa Griffith	at Washington	3/1/97
12	Brenda Pantoja	Oregon	1/26/96
11	10 times, last by L. Griffith at UCLA		3/6/99

Three-Point Field Goal Percentage

(Minimum five 3FG made)

Pct.	Player	Opponent	Date
.833 (5-6)	Aimee Grzyb	Fresno St.	12/10/00
.833 (5-6)	Lisa Griffith	vs. We. Kent.	3/14/97
.833 (5-6)	Greta Naranjo	Oregon	2/9/89
.714 (5-7)	Aimee Grzyb	at UCLA	1/19/02
.714 (5-7)	Lisa Griffith	vs. Kent	3/18/00
.714 (5-7)	Monika Crank	Wash.	1/30/97
.714 (5-7)	Brenda Pantoja	Arizona St.	2/10/96
.714 (5-7)	Andrea Constand	at Providence	12/30/95
.700 (7-10)	Lisa Griffith	at Wash.	1/15/00
.667 (6-9)	Lisa Griffith	vs. Conn.	3/21/98
.667 (6-9)	Brenda Pantoja	vs. Florida	11/25/94

Free Throws Made

No.	Player	Opponent	Date
15	Elizabeth Pickney	Oregon	2/2/02
15	Angela Lackey	Stanford	1/8/00
12	Reshea Bristol	UCLA	2/15/01
12	Elizabeth Pickney	Stanford	2/27/99
12	Adia Barnes	Texas A&M	12/10/97
12	Brenda Smith	San Diego State	2/14/85
12	Kirsten Smith	at San Diego St.	3/3/84
11	9 times, last E. Pickney vs. Notre Dme		11/24/01

Free Throws Attempted

No.	Player	Opponent	Date
20	Angela Lackey	Stanford	1/8/00
16	Elizabeth Pickney	Oregon	2/2/02
16	Reshea Bristol	UCLA	2/15/01
16	Elizabeth Pickney	Brigham Young	11/18/00
16	Marte Alexander	UC Santa Barbara	11/23/97
15	Veranda James	Pepperdine	3/15/01
15	Reshea Bristol	S. F. Austin	12/10/98
15	Kim Conway	Arizona State	3/12/94
15	Tonee Buntin	at UNLV	1/2/82
14	6 times, last by Bristol vs. Nebraska		12/21/00

Free Throw Percentage

(Minimum 10 FT made)

Pct.	Player	Opponent	Date
1.000 (12-12)	Adia Barnes	Texas A&M	12/10/97
1.000 (12-12)	Kirsten Smith	at CS Full.	2/16/84
1.000 (11-11)	Elizabeth Pickney	Notre Dme.	11/24/01
1.000 (10-10)	Julie Brase	Stanford	3/2/00
1.000 (10-10)	Shawn Coder	CS North.	12/13/91
.938 (15-16)	Elizabeth Pickney	Oregon	2/2/02
.923 (12-13)	Elizabeth Pickney	Stan.	2/27/99
.923 (12-13)	Kirsten Smith	at SDSU	3/3/84
.917 (11-12)	Reshea Bristol	Ore. St.	1/23/99
.917 (11-12)	Marte Alexander	at Ore. St.	2/24/96
.917 (11-12)	Amy Gamble	at Stanford	2/7/89
.917 (11-12)	Yolanda Turner	No. Ariz.	12/4/85

Rebounds

No.	Player	Opponent	Date
25	Jill Longanecker	at West Texas St.	1/12/79
19	Kim Conway	Northern Illinois	12/22/92
18	Krista Warren	at S.F. Austin	12/16/01
18	Adia Barnes	Arizona State	1/7/95
18	Adrienne Stowers	Oregon State	2/7/87
18	Tonee Buntin	at UC Santa Barb.	1/13/82
18	Tonee Buntin	Northern Arizona	11/13/81
17	6 times, last by L. Taylor at Wash.		2/7/02

Total Points

Pts.	Player	Opponent	Date
35	Adia Barnes	Oregon	2/20/97
35	Timi Brown	at New Mexico St.	12/2/90
34	Adia Barnes	Texas A&M	12/10/97
34	Joanne Ineman	Arizona State	3/5/83
33	Adia Barnes	at Arizona State	1/17/98
33	Adia Barnes	at Harvard	12/28/95
33	Amy Gamble	at Oregon State	1/14/89
32	Miroslava Acosta	California	2/28/87
31	Adia Barnes	Arizona State	1/7/95
31	Kim Conway	Arizona State	3/12/94
31	Greta Naranjo	Washington State	1/6/89
31	Jill Longanecker	Northern Colorado	2/24/79

Assists

No.	Player	Opponent	Dates
16	Reshea Bristol	Washington	1/13/01
16	Brenda Pantoja	UCLA	2/15/96
16	Brenda Pantoja	San Diego	12/28/95
15	Pam Roberts	at UCLA	2/13/81
14	Reshea Bristol	Arizona State	2/24/01
14	Reshea Bristol	UNLV	12/6/00
14	Brenda Pantoja	Washington State	2/29/96
13	7 times, last by Pantoja vs. N'western		3/23/96

Turnovers

No.	Player	Opponent	Date
14	Brenda Pantoja	Washington	3/2/96
13	Brenda Pantoja	at Harvard	12/28/95
12	Regina Grennan	at Oregon State	12/31/86
12	Sarah Buxton	at San Diego State	2/23/80
11	Dee-Dee Wheeler	at Arizona State	12/30/01
11	Reshea Bristol	at Oregon State	3/1/01
11	Reshea Bristol	at Rutgers	3/14/99
11	Regina Grennan	at Rutgers	1/1/88
11	Barb Kubiak	vs. Texas-El Paso	11/25/83
11	Sarah Buxton	at UNLV	11/30/78

Blocked Shots

No.	Player	Opponent	Date
6	Leslie Martin	UC Irvine	12/14/81
5	Elizabeth Pickney	at New Mexico	11/27/01
5	Elizabeth Pickney	vs. Tenn. Tech	11/20/99
5	Bonnie Dove	Tennessee	12/7/93
5	Tammy Leikem	at Arizona State	1/30/88
5	Tammy Leikem	Miami (Fla.)	3/12/88
5	Dana Patterson	at Tenn.-Chatt.	1/5/85
5	Tonee Buntin	vs. San Diego	11/19/81
5	Heidi Olsen	Southern California	2/14/80
5	Pam Roberts	at CS Fullerton	1/10/80
5	Janet Goschinski	Colorado	2/22/79
5	Janet Goschinski	Texas-El Paso	1/20/79

Steals

No.	Player	Opponent	Date
9	Brenda Pantoja	Southern Utah	12/13/95
9	Stacie Tave	Ea. Washington	12/3/93
9	Julie Schulz	Brigham Young	1/26/79
8	Cheryl Humphrey	Northern Arizona	12/15/90
8	Julie Schulz	at Arizona State	3/3/79
7	8 times, last by A. Barnes vs. UCLA		1/18/97

All individual single game top performances are from the 1977-78 season to present time.

All three-point field goal categories extend from the inception of the shot in 1987-88 to present time.

Boldface indicates current/active player.



Tatum Brown (1999-2000)

Year-by-Year Statistical Leaders



Pam Roberts
(1979-82)



Jacque Barrington
(1994-97)

1978-present
Boldface indicates active/current player.

Field Goals Made

Year	Player	GP	FGM
1978	Gail Davenport	18	94
1979	Janet Goschinski	24	124
1980	Pam Roberts	26	118
1981	Pam Roberts	23	93
1982	Tonee Buntin	28	152
1983	Leslie Martin	27	167
1984	Kirsten Smith	28	142
1985	Kirsten Smith	26	114
1986	Miroslava Acosta	28	213
1987	Dana Patterson	29	196
1988	Dana Patterson	28	179
1989	Amy Gamble	28	200
1990	Timi Brown	29	191
1991	Timi Brown	27	161
1992	Margo Clark	27	195
1993	Keisha Anderson	27	124
1994	Kim Conway	27	145
1995	Adia Barnes	30	191
1996	Adia Barnes	30	209
1997	Adia Barnes	31	232
1998	Adia Barnes	30	249
1999	Angela Lackey	29	147
2000	Tatum Brown	32	154
2001	Elizabeth Pickney	32	190
2002	Elizabeth Pickney	28	150

Field Goals Attempted

Year	Player	GP	FGA
1978	n/a		
1979	Janet Goschinski	24	318
1980	Pam Roberts	26	307
1981	Pam Roberts	23	279
1982	Pam Roberts	31	347
1983	Leslie Martin	27	419
1984	Kirsten Smith	28	327
1985	Kirsten Smith	26	252
1986	Miroslava Acosta	28	425
1987	Miroslava Acosta	26	413
1988	Dana Patterson	28	338
1989	Amy Gamble	28	388
1990	Timi Brown	29	376
1991	Timi Brown	27	375
1992	Margo Clark	27	367
1993	Keisha Anderson	27	310
1994	Stacie Tave	27	302
1995	Adia Barnes	30	411
1996	Adia Barnes	30	396
1997	Adia Barnes	31	452
1998	Adia Barnes	30	472
1999	Angela Lackey	29	322
2000	Angela Lackey	31	296
2001	Reshea Bristol	32	398
2002	Elizabeth Pickney	28	325

Field Goal Percentage

Year	Player	GP	FGM	FGA	Pct.
1978	Julie Schulz	n/a	n/a	n/a	.540
1979	Julie Schulz	21	104	191	.545
1980	Chris Caliway	26	78	164	.476
1981	Anne McFadden	23	92	178	.517
1982	Tonee Buntin	28	152	283	.537
1983	Linda Reinke	24	70	148	.473
1984	Barb Kubiak	28	94	208	.451
1985	Dana Patterson	27	81	163	.497
1986	Miroslava Acosta	28	213	425	.501
1987	Dana Patterson	29	196	366	.536
1988	Tammy Leikem	28	120	211	.569
1989	Amy Gamble	28	200	388	.515
1990	Kim Conway	27	48	90	.533
1991	Kim Conway	31	125	214	.584
1992	Margo Clark	27	195	367	.531
1993	Margo Clark	24	83	153	.542
1994	Kim Conway	27	145	245	.592
1995	Jacque Barrington	30	72	139	.518
1996	Jacque Barrington	30	97	159	.610
1997	Marte Alexander	31	117	219	.534
1998	Marte Alexander	30	142	239	.594
1999	Felecity Willis	29	137	251	.546
2000	Tatum Brown	32	154	261	.590
2001	Veranda James	21	108	168	.643
2002	Elizabeth Pickney	28	150	325	.462

Three-Point Field Goals Made

Year	Player	GP	3FGM
1988	Regina Grennan	28	11
1989	Regina Grennan	28	27
1990	Regina Grennan	29	21
1991	Timi Brown	27	8
1992	Brenda Pantoja	28	23
1993	Shawn Coder	27	17
1994	Jacinda Sweet	27	41
1995	Brenda Pantoja	30	62
1996	Brenda Pantoja	30	82
1997	Lisa Griffith	31	92
1998	Lisa Griffith	30	64
1999	Lisa Griffith	29	56
2000	Lisa Griffith	32	73
2001	Aimee Grzyb	32	51
2002	Aimee Grzyb	28	49

Three-Point Field Goals Attempted

Year	Player	GP	3FGA
1988	Regina Grennan	18	34
1989	Regina Grennan	28	73
1990	Regina Grennan	29	60
1991	Shawn Coder	27	23
1992	Brenda Pantoja	28	84
1993	Shawn Coder	27	55
1994	Jacinda Sweet	27	106
1995	Brenda Pantoja	30	176
1996	Brenda Pantoja	30	215
1997	Lisa Griffith	31	234
1998	Lisa Griffith	30	174
1999	Lisa Griffith	29	165
2000	Lisa Griffith	32	174
2001	Reshea Bristol	32	144
2002	Aimee Grzyb	28	136

Three-Point Field Goal Percentage

Year	Player	GP	3FGM	3FGA	Pct.
1988	Regina Grennan	28	36	50	.262
1989	Greta Naranjo	28	26	56	.464
1990	Regina Grennan	29	21	60	.350
1991	Timi Brown	27	8	22	.364
1992	Jacinda Sweet	28	9	29	.310
1993	Jacinda Sweet	25	15	44	.341
1994	Jacinda Sweet	27	41	106	.387
1995	Brenda Pantoja	30	62	176	.352
1996	Andrea Constand	30	58	144	.403
1997	Lisa Griffith	31	92	234	.393
1998	Monika Crank	30	35	86	.407
1999	Julie Brase	28	22	58	.379
2000	Lisa Griffith	32	73	174	.420
2001	Aimee Grzyb	32	51	140	.364
2002	Dee-Dee Wheeler	28	40	99	.404

Free Throws Made

Year	Player	GP	FTM
1978	Connie LaBuhn	n/a	55
1979	Jill Longanecker	23	35
1980	Jill Longanecker	25	50
1981	Char Smith	23	44
1982	Tonee Buntin	28	101
1983	Tannis Overturf	27	55
1984	Kirsten Smith	28	132
1985	Kirsten Smith	26	83
1986	Kirsten Smith	28	100
1987	Yolanda Turner	27	80
1988	Dana Patterson	28	83
1989	Amy Gamble	28	100
1990	Melissa Handley	24	66
1991	Timi Brown	27	100
1992	Margo Clark	27	78
1993	Stacie Tave	25	84
1994	Stacie Tave	27	116
1995	Adia Barnes	30	81
1996	Adia Barnes	30	104
1997	Adia Barnes	31	133
1998	Adia Barnes	30	154
1999	Angela Lackey	29	121
2000	Angela Lackey	31	119
2001	Elizabeth Pickney	32	141
2002	Elizabeth Pickney	28	146

Year-by-Year Statistical Leaders

Free Throws Attempted

Year	Player	GP	FTA
1978	n/a		
1979	Jill Longanecker	23	65
1980	Jill Longanecker	25	85
1981	Pam Roberts	23	60
1982	Shana Robertson	31	120
1983	Tannis Overturf	27	70
1984	Kirsten Smith	28	179
1985	Kirsten Smith	26	105
1986	Kirsten Smith	28	112
1987	Yolanda Turner	27	110
	Dana Patterson	29	110
1988	Dana Patterson	28	129
1989	Amy Gamble	28	148
1990	Melissa Handley	24	86
1991	Timi Brown	27	132
1992	Margo Clark	27	124
1993	Stacie Tave	25	134
1994	Stacie Tave	27	163
1995	Adia Barnes	30	131
1996	Adia Barnes	30	154
1997	Adia Barnes	31	182
1998	Adia Barnes	30	204
1999	Angela Lackey	29	161
2000	Tatum Brown	32	158
2001	Elizabeth Pickney	32	195
2002	Elizabeth Pickney	28	175

Free Throw Percentage

Year	Player	GP	FTM	FTA	Pct.
1978	Lori Jorgenson	n/a	n/a	n/a	.656
1979	Anne McFadden	24	24	32	.750
1980	Ruth Klemans	18	19	26	.731
1981	Shana Robertson	17	19	25	.760
1982	Pat Broaden	22	15	20	.750
1983	Joanne Ineman	25	42	51	.824
1984	Tannis Overturf	27	66	82	.804
1985	Brenda Smith	28	70	85	.823
1986	Kirsten Smith	28	100	112	.893
1987	Miroslava Acosta	26	78	106	.736
1988	Timi Brown	27	50	60	.833
1989	Melissa Handley	27	52	67	.776
1990	Brenda Frese	29	55	70	.786
1991	Timi Brown	27	100	132	.758
1992	Mary Klemm	28	43	54	.796
1993	Shawn Coder	27	52	64	.813
1994	Jacinda Sweet	27	33	39	.846
1995	Mikko Giordano	30	42	55	.764
1996	Andrea Constand	30	64	71	.901
1997	Mikko Giordano	31	46	55	.836
1998	DeAngela Minter	29	46	57	.807
1999	Julie Brase	28	30	37	.811
2000	Julie Brase	32	44	53	.830
2001	Aimee Grzyb	32	36	43	.837
2002	Elizabeth Pickney	28	146	175	.834

Total Points

Year	Player	GP	FGM(3FG)	FTM	Pts.
1978	Gail Davenport	18	94 (—)	44	232
1979	Janet Goschinski	24	124 (—)	27	275
1980	Pam Roberts	26	118 (—)	22	258
1981	Pam Roberts	23	93 (—)	34	220
	Char Smith	23	88 (—)	44	220
1982	Tonee Buntin	28	152 (—)	101	405
1983	Leslie Martin	27	167 (—)	31	365
1984	Kirsten Smith	28	142 (—)	132	416
1985	Kirsten Smith	26	114 (—)	83	311
1986	Miroslava Acosta	28	213 (—)	76	502
1987	Dana Patterson	29	196 (—)	71	463
1988	Dana Patterson	28	179 (0)	83	441
1989	Amy Gamble	28	200 (0)	100	500
1990	Timi Brown	29	191 (7)	61	450
1991	Timi Brown	27	161 (8)	100	430
1992	Margo Clark	27	195 (1)	78	469
1993	Keisha Anderson	27	124 (9)	54	311
1994	Kim Conway	27	145 (0)	79	369
1995	Adia Barnes	30	191 (1)	81	464
1996	Adia Barnes	30	209 (0)	104	522
1997	Adia Barnes	31	232 (1)	133	598
1998	Adia Barnes	30	249 (1)	154	653
1999	Angela Lackey	29	147 (2)	121	417
2000	Tatum Brown	32	154 (0)	88	396
2001	Elizabeth Pickney	32	190 (3)	141	524
2002	Elizabeth Pickney	28	150 (5)	146	451

Scoring Average

Year	Player	GP	Pts.	Avg.
1978	Gail Davenport	18	232	12.9
1979	Janet Goschinski	24	275	11.5
1980	Pam Roberts	26	258	9.9
1981	Pam Roberts	23	220	9.6
	Char Smith	23	220	9.6
1982	Tonee Buntin	28	405	14.4
1983	Joanne Ineman	25	350	14.0
1984	Kirsten Smith	28	416	14.9
1985	Kirsten Smith	26	311	11.9
1986	Miroslava Acosta	28	502	17.9
1987	Miroslava Acosta	26	458	17.6
1988	Dana Patterson	28	441	15.8
1989	Amy Gamble	28	500	17.9
1990	Timi Brown	29	450	15.5
1991	Timi Brown	27	430	15.9
1992	Margo Clark	27	469	17.4
1993	Keisha Anderson	27	311	11.5
1994	Shawn Coder	18	265	14.7
1995	Adia Barnes	30	464	15.5
1996	Adia Barnes	30	522	17.4
1997	Adia Barnes	31	598	19.3
1998	Adia Barnes	30	653	21.8
1999	Angela Lackey	29	417	14.4
2000	Angela Lackey	31	394	12.7
2001	Elizabeth Pickney	32	524	16.4
2002	Elizabeth Pickney	28	451	16.1

Rebounds

Year	Player	GP	Off. Reb.	Def. Reb.	Tot. Reb.
1978	Gail Davenport	18	—	—	126
1979	Jill Longanecker	23	—	—	154
1980	Anne McFadden	26	—	—	166
1981	Anne McFadden	23	—	—	124
1982	Tonee Buntin	28	—	—	284
1983	Tannis Overturf	27	—	—	155
1984	Alicia Archie	28	—	—	163
1985	Brenda Smith	28	n/a	n/a	170
1986	Kirsten Smith	28	n/a	n/a	155
	Adrienne Stowers	28	n/a	n/a	155
1987	Dana Patterson	29	n/a	n/a	279
1988	Dana Patterson	28	81	138	219
1989	Amy Gamble	28	93	155	249
1990	Brenda Frese	29	60	112	172
1991	Melissa Handley	31	87	89	176
1992	Margo Clark	27	70	158	228
1993	Kim Conway	27	62	121	183
1994	Bonnie Dove	27	69	159	228
1995	Adia Barnes	30	103	130	233
1996	Adia Barnes	30	73	148	221
1997	Adia Barnes	31	112	143	255
1998	Adia Barnes	30	95	117	212
1999	Elizabeth Pickney	29	61	107	168
2000	Tatum Brown	32	96	151	247
2001	Elizabeth Pickney	32	79	121	200
2002	Elizabeth Pickney	28	84	139	223

Rebounding Average

Year	Player	GP	Reb.	Avg.
1978	Gail Davenport	18	126	5.5
1979	Jill Longanecker	23	154	6.7
1980	Anne McFadden	26	166	6.4
1981	Anne McFadden	23	124	5.4
1982	Tonee Buntin	28	284	10.1
1983	Tannis Overturf	27	158	7.7
1984	Alicia Archie	28	163	5.8
1985	Brenda Smith	28	170	6.1
1986	Kirsten Smith	28	155	5.5
	Adrienne Stowers	28	155	5.5
1987	Dana Patterson	29	279	9.6
1988	Dana Patterson	28	219	7.8
1989	Amy Gamble	28	249	8.9
1990	Brenda Frese	29	172	5.9
1991	Melissa Handley	31	176	5.7
1992	Margo Clark	27	228	8.4
1993	Kim Conway	27	183	6.8
1994	Bonnie Dove	27	228	8.4
1995	Adia Barnes	30	233	7.8
1996	Adia Barnes	30	221	7.4
1997	Adia Barnes	31	255	8.2
1998	Adia Barnes	30	212	7.1
1999	Elizabeth Pickney	29	168	5.8
2000	Tatum Brown	32	247	7.7
2001	Veranda James	21	172	8.2
2002	Krista Warren	24	195	8.1



**Kim Conway
(1990-94)**

**Anne McFadden
(1979-82)**

Year-by-Year Statistical Leaders



Mary Klemm
(1989-92)



Bonnie Dove
(1993-94)

Personal Fouls

Year	Player	GP	PF
1978	n/a		
1979	Julie Schulz	21	73
1980	Anne McFadden	26	81
1981	Anne McFadden	23	70
1982	n/a		
1983	Leslie Martin	27	73
	Tannis Overturf	27	73
1984	Alicia Archie	28	108
1985	Dana Patterson	27	101
1986	Dana Patterson	28	95
1987	Adrienne Stowers	29	113
1988	Dana Patterson	28	102
1989	Regina Grennan	28	88
1990	Regina Grennan	29	90
1991	Margo Clark	31	116
1992	Megan Magee	28	95
1993	Shawn Coder	27	79
1994	Bonnie Dove	27	95
1995	Mikko Giordano	30	106
1996	Adia Barnes	30	113
1997	Marte Alexander	31	102
1998	Adia Barnes	30	103
1999	Felecity Willis	29	93
2000	Tatum Brown	32	93
2001	Reshea Bristol	32	81
2002	Dee-Dee Wheeler	28	74

Assists

Year	Player	GP	Assists
1978	Julie Schultz	n/a	45
1979	Pam Roberts	22	58
1980	Sarah Buxton	26	113
1981	Pam Roberts	23	96
1982	Pam Roberts	31	99
1983	Kirsten Smith	26	79
1984	Kirsten Smith	28	134
1985	Kirsten Smith	26	140
1986	Kirsten Smith	28	140
1987	Regina Grennan	29	94
1988	Regina Grennan	28	144
1989	Regina Grennan	28	150
1990	Regina Grennan	29	164
1991	Mary Klemm	31	128
1992	Mary Klemm	28	132
1993	Keisha Anderson	27	129
1994	Brenda Pantoja	26	110
1995	Brenda Pantoja	30	191
1996	Brenda Pantoja	30	278
1997	Lisa Griffith	31	125
1998	Felecity Willis	30	119
1999	Felecity Willis	29	160
2000	Felecity Willis	32	169
2001	Reshea Bristol	32	242
2002	Dee-Dee Wheeler	28	93

Steals

Year	Player	GP	Steals
1978	n/a		
1979	Julie Schulz	21	46
1980	Pam Roberts	26	43
1981	Leslie Martin	23	32
	Pam Roberts	23	32
1982	Leslie Martin	27	76
1983	Leslie Martin	27	79
1984	Tannis Overturf	27	54
1985	Tannis Overturf	28	47
1986	Miroslava Acosta	28	71
1988	Regina Grennan	28	40
1989	Amy Gamble	28	52
1990	Regina Grennan	29	65
1991	Melissa Handley	31	61
1992	Mary Klemm	28	50
1993	Keisha Anderson	27	86
1994	Bonnie Dove	27	47
1995	Atina Harris	29	57
1996	Brenda Pantoja	30	71
1997	Adia Barnes	31	86
1998	Adia Barnes	30	76
1999	Reshea Bristol	28	76
2000	Lisa Griffith	32	67
2001	Reshea Bristol	32	96
2002	Dee-Dee Wheeler	28	57

Turnovers

Year	Player	GP	TO
1978	n/a		
1979	Pam Roberts	22	112
1980	Pam Roberts	26	108
1981	Pam Roberts	23	126
1982	n/a		
1983	Leslie Martin	27	84
1984	Barbara Kubiak	28	137
1985	Kirsten Smith	26	111
1986	Miroslava Acosta	28	98
1987	Miroslava Acosta	26	113
1988	Regina Grennan	28	136
1989	Amy Gamble	28	102
1990	Regina Grennan	29	144
1991	Mary Klemm	31	155
1992	Brenda Pantoja	28	114
1993	Keisha Anderson	27	138
1994	Jacinda Sweet	27	137
1995	Brenda Pantoja	30	151
1996	Brenda Pantoja	30	168
1997	Adia Barnes	31	101
1998	Lisa Griffith	30	103
1999	Reshea Bristol	28	121
2000	Felecity Willis	32	97
2001	Reshea Bristol	32	181
2002	Dee-Dee Wheeler	28	99

Blocked Shots

Year	Player	GP	Blocks
1978	n/a		
1979	Anne McFadden	24	24
1980	Heidi Olsen	26	27
1981	Anne McFadden	23	23
1982	n/a		
1983	Heather Grout	23	35
1984	Alicia Archie	28	18
1985	Dana Patterson	27	20
1986	Dana Patterson	28	15
1987	Dana Patterson	29	29
1988	Dana Patterson	28	39
1989	Amy Livingston	24	11
1990	Kim Conway	27	7
1991	Margo Clark	31	24
1992	Megan Magee	28	27
1993	Margo Clark	24	19
1994	Bonnie Dove	27	31
1995	Mikko Giordano	30	14
1996	Marte Alexander	30	20
1997	Marte Alexander	31	42
1998	Marte Alexander	29	53
1999	Elizabeth Pickney	29	35
2000	Elizabeth Pickney	32	31
2001	Elizabeth Pickney	32	47
2002	Elizabeth Pickney	28	34

Minutes Played (1983-present)

Year	Player	GP	Min.	Avg.
1983	Leslie Martin	27	928	34.4
1984	n/a			
1985	Tannis Overturf	28	874	31.2
1986	n/a			
1987	Yolanda Turner	27	1261	46.7
1988	Regina Grennan	28	961	34.3
1989	Regina Grennan	28	959	34.3
1990	Regina Grennan	29	1034	35.7
1991	Timi Brown	27	908	33.6
1992	Mary Klemm	28	846	30.2
1993	Keisha Anderson	27	891	33.0
1994	Stacie Tave	27	918	34.0
1995	Brenda Pantoja	30	1044	34.8
1996	Brenda Pantoja	30	1130	37.7
1997	Lisa Griffith	31	936	30.2
1998	Adia Barnes	30	906	30.2
1999	Lisa Griffith	29	975	33.6
2000	Felecity Willis	32	933	29.2
2001	Reshea Bristol	32	1059	33.1
2002	Elizabeth Pickney	28	899	32.1

2,000-Point Club

ADIA BARNES (1995-98) 121 games 2,237 points 18.5 ppg
 5-11 * Forward * San Diego, California



Year	GP	GS	Min.	Avg.	FG	FGA	Pct.	3FG	3FGA	Pct.	FT	FTA	Pct.	OR	DR	Tot.	Avg.	PF-DQ	A	TO	B	ST	Pts.	Avg.
1994-95	30	24	814	27.1	191	411	.465	1	3	.333	81	131	.618	103	130	233	7.8	99-5	18	89	1	40	464	15.5
1995-96	30	26	849	28.3	209	396	.528	0	3	.000	104	154	.675	73	148	221	7.4	113-8	38	96	8	54	522	17.4
1996-97	31	31	883	28.5	232	452	.513	1	5	.200	133	182	.731	112	143	255	8.2	98-4	51	101	13	86	598	19.3
1997-98	30	29	907	30.2	249	472	.528	1	4	.250	154	204	.755	95	117	212	7.1	103-4	40	88	5	76	653	21.8
Career	121	110	3453	28.5	881	1731	.509	3	15	.200	472	671	.703	383	538	921	7.6	413-21	147	374	27	256	2237	18.5

1,000-Point Club

ELIZABETH PICKNEY (1999-2002) 121 games 1,620 pts. 13.4 ppg
 6-4 * Forward * Houston, Texas



Year	GP	GS	Min.	Avg.	FG	FGA	Pct.	3FG	3FGA	Pct.	FT	FTA	Pct.	OR	DR	Tot.	Avg.	PF-DQ	A	TO	B	S	Pts.	Avg.
1998-99	29	29	844	29.1	117	252	.464	0	0	.000	97	128	.758	61	107	168	5.8	54-1	14	43	35	24	331	11.4
1999-00	32	23	627	19.6	113	206	.549	0	0	.000	88	116	.759	67	78	145	4.5	44-0	10	37	31	12	314	9.8
2000-01	32	32	958	29.9	190	376	.505	3	8	.375	141	195	.723	79	121	200	6.3	56-0	25	52	47	28	524	16.4
2001-02	28	28	899	32.1	150	325	.462	5	16	.313	146	175	.834	84	139	223	8.0	60-0	27	76	34	18	451	16.1
Totals	121	112	3328	27.5	570	1159	.492	8	24	.333	472	614	.769	291	445	736	6.1	214-1	76	208	147	82	1620	13.4

TIMI BROWN (1987-91) 114 games 1,315 points 11.5 ppg
 5-10 * Guard * Carson City, Nevada



Year	GP	GS	Min.	Avg.	FG	FGA	Pct.	3FG	3FGA	Pct.	FT	FTA	Pct.	OR	DR	Reb.	Avg.	PF-DQ	A	TO	B	ST	Pts.	Avg.
1986-87	29	9	485	16.7	53	109	.486	---	---	---	20	28	.714	n/a	n/a	42	1.4	27-0	29	43	0	19	126	4.3
1987-88	27	27	857	31.7	122	319	.382	1	19	.053	50	60	.833	30	58	88	3.3	34-0	47	78	0	23	295	10.9
1988-89*	2	1	27	13.5	4	20	.200	0	0	.000	6	6	1.000	0	3	3	1.5	3-0	0	1	0	1	14	7.0
1989-90	29	29	919	31.7	191	376	.508	7	17	.412	61	81	.753	31	71	102	3.5	53-0	33	67	1	31	450	15.5
1990-91	27	27	908	33.6	161	375	.429	8	22	.364	100	132	.758	49	79	128	4.7	55-2	61	105	2	33	430	15.9
Career	114	93	3196	28.0	531	1199	.443	16	58	.276	237	307	.772	n/a	n/a	363	3.2	172-2	170	294	3	107	1315	11.5

* redshirt year

DANA PATTERSON (1985-88) 111 games 1,299 points 11.7 ppg
 6-4 * Center * Richmond, California



Year	GP	GS	Min.	Avg.	FG	FGA	Pct.	3FG	3FGA	Pct.	FT	FTA	Pct.	OR	DR	Reb.	Avg.	PF-DQ	A	TO	B	ST	Pts.	Avg.
1984-85	27	19	483	17.9	81	163	.497	---	---	---	37	58	.638	n/a	n/a	111	4.1	101-9	14	54	20	19	195	7.2
1985-86	27	7	0.0	0.0	85	177	.480	---	---	---	30	54	.556	n/a	n/a	114	4.2	95-9	12	41	15	19	200	7.4
1986-87	29	27	946	32.6	196	366	.536	---	---	---	71	110	.645	n/a	n/a	279	9.6	103	11	96	29	25	463	16.0
1987-88	28	28	824	29.4	179	338	.530	0	0	.000	83	129	.643	81	138	219	7.8	102-8	32	90	39	28	441	15.8
Career	111	81	2253	20.3	541	1044	.518	0	0	.000	221	351	.630	n/a	n/a	723	6.5	401-30	69	281	103	91	1299	11.7

KIRSTEN SMITH (1983-86) 108 games 1,264 points 11.7 ppg
 5-5 * Guard * Saugus, California



Year	GP	GS	Min.	Avg.	FG	FGA	Pct.	3FG	3FGA	Pct.	FT	FTA	Pct.	OR	DR	Reb.	Avg.	PF-DQ	A	TO	B	ST	Pts.	Avg.
1982-83	26	n/a	n/a	n/a	32	73	.438	---	---	---	24	36	.667	n/a	n/a	696	2.9	26-0	79	73	1	28	88	3.8
1983-84	28	n/a	n/a	n/a	142	327	.434	---	---	---	132	179	.737	n/a	n/a	96	3.4	90-3	134	135	3	50	416	14.9
1984-85	26	26	674	25.9	114	252	.452	---	---	---	83	105	.790	n/a	n/a	78	3.0	73-4	140	111	1	39	311	12.0
1985-86	28	28	n/a	n/a	128	288	.444	---	---	---	100	112	.893	n/a	n/a	155	5.5	79-0	140	96	3	53	356	12.7
Career	108	54	n/a	n/a	454	1030	.441	---	---	---	356	457	.779	n/a	n/a	408	3.8	299-7	493	415	8	170	1264	11.7

Thousand-Point Club



RESHEA BRISTOL (1998-2001) 118 games 1,260 points 10.7 ppg
5-10 * Guard * Omaha, Nebraska

Year	GP	GS	Min.	Avg.	FG	FGA	Pct.	3FG	3FGA	Pct.	FT	FTA	Pct.	OR	DR	Tot. Avg.	PF-DQ	A	TO	B	ST	Pts.	Avg.	
1997-98	30	10	533	17.8	73	195	.374	19	55	.345	46	67	.687	25	64	89	3.0	52-0	50	82	16	33	211	7.0
1998-99	28	18	760	27.1	95	253	.375	10	46	.217	111	157	.707	37	86	123	4.4	82-2	91	121	6	76	311	11.1
1999-00	28	12	595	21.3	76	198	.384	13	43	.302	75	96	.781	37	64	101	3.6	67-2	88	89	3	55	240	8.6
2000-01	32	31	1059	33.1	164	398	.412	49	144	.340	121	169	.716	33	122	155	4.8	81-2	242	181	13	96	498	15.6
Totals	118	71	2947	25.0	408	1044	.391	91	288	.316	353	489	.722	132	336	468	4.0	282-6	471	473	38	260	1260	10.7



LISA GRIFFITH (1997-2000) 122 games 1,199 points 9.8 ppg
5-6 * Guard * Portland, Oregon

Year	GP	GS	Min.	Avg.	FG	FGA	Pct.	3FG	3FGA	Pct.	FT	FTA	Pct.	OR	DR	Tot. Avg.	PF-DQ	A	TO	B	ST	Pts.	Avg.	
1996-97	31	31	936	30.2	130	310	.419	92	234	.393	34	47	.723	10	61	71	2.3	77-3	125	88	3	54	386	12.5
1997-98	30	28	844	28.1	77	212	.363	64	174	.368	31	46	.674	17	46	63	2.1	67-1	85	103	0	38	249	8.3
1998-99	29	27	975	33.6	88	250	.352	56	165	.339	48	65	.738	20	64	84	2.6	76-2	139	99	2	66	280	9.7
1999-00	32	24	873	27.3	92	225	.409	73	174	.420	27	40	.675	12	45	57	1.8	74-2	106	83	0	67	284	8.9
Totals	122	110	3627	29.7	387	997	.388	285	747	.382	140	198	.707	59	216	275	2.3	285-8	455	373	5	225	1199	9.8



YOLANDA TURNER (1984-87) 111 games 1,144 points 10.3 ppg
6-0 * Forward * Atlanta, Georgia

Year	GP	GS	Min.	Avg.	FG	FGA	Pct.	3FG	3FGA	Pct.	FT	FTA	Pct.	OR	DR	Reb. Avg.	PF-DQ	A	TO	B	ST	Pts.	Avg.	
1983-84	28	n/a	n/a	n/a	92	222	.414	---	---	---	45	65	.692	n/a	n/a	96	3.4	44-0	31	64	8	30	229	8.2
1984-85	28	19	552	19.7	77	232	.332	---	---	---	33	45	.733	n/a	n/a	62	2.2	69-2	37	74	1	16	187	6.7
1985-86	28	28	n/a	n/a	149	325	.458	---	---	---	68	86	.791	n/a	n/a	128	4.6	65-1	50	76	9	40	366	13.1
1986-87	27	25	1261	46.7	141	314	.449	---	---	---	80	110	.727	n/a	n/a	123	4.6	95-6	59	81	5	41	362	13.4
Career	111	72	n/a	n/a	459	1093	.420	---	---	---	226	306	.739	n/a	n/a	409	3.7	273-9	177	295	23	127	1144	10.3



KIM CONWAY (1990-94) 112 games 1,060 points 9.5 ppg
6-1 * Center * San Jose, California

Year	GP	GS	Min.	Avg.	FG	FGA	Pct.	3FG	3FGA	Pct.	FT	FTA	Pct.	OR	DR	Reb. Avg.	PF-DQ	A	TO	B	ST	Pts.	Avg.	
1989-90	27	5	426	15.8	48	90	.533	0	3	.000	59	76	.776	29	77	106	3.9	48-0	10	41	7	8	155	5.7
1990-91	31	25	749	24.2	125	214	.584	0	0	.000	75	109	.688	54	102	156	5.0	68-1	14	84	6	35	325	10.5
1992-93	27	26	633	23.4	75	150	.500	0	0	.000	61	78	.782	62	121	183	6.8	59-0	19	59	5	27	211	7.8
1993-94	27	24	763	28.3	145	245	.592	0	1	.000	79	100	.790	80	122	202	7.05	87-5	34	79	16	22	369	13.7
Career	112	80	2571	23.0	393	699	.562	0	4	.000	274	363	.755	225	422	647	5.8	262-6	77	263	34	92	1060	9.5



MELISSA HANDLEY (1989-92) 108 games 1,000 points 9.3 ppg
5-9 * Guard * Fountain Valley, California

Year	GP	GS	Min.	Avg.	FG	FGA	Pct.	3FG	3FGA	Pct.	FT	FTA	Pct.	OR	DR	Reb. Avg.	PF-DQ	A	TO	B	ST	Pts.	Avg.	
1988-89	27	0	466	17.3	76	156	.487	0	0	.000	52	67	.776	37	45	82	3.0	71-4	17	49	8	21	204	7.6
1989-90	24	10	607	25.3	103	197	.523	0	1	.000	66	86	.767	44	65	109	4.5	86-6	36	84	5	36	272	11.3
1990-91	31	30	855	27.6	160	306	.523	5	9	.556	82	118	.695	87	89	176	5.7	112-6	80	104	10	61	407	13.1
1991-92	26	1	323	12.4	44	96	.458	4	14	.286	25	38	.658	24	40	64	2.5	49-0	29	47	6	30	117	4.5
Career	108	41	2251	20.8	383	755	.507	9	24	.375	25	309	.728	192	239	431	4.0	318-16	162	284	29	148	1000	9.3